

## KEY INFORMATION ON THE CURRENT STATE OF THE CROATIAN PENSION INSURANCE SYSTEM - September 2019 (payment in October 2019)

*Note: All amounts are expressed in the Croatian national currency (HRK). The thousands separator is a point and the decimal separator is a comma.*

Type of pension	Number of beneficiaries	Average net pension	Average qualifying period (yy mm dd)	Average age (yy mm)	Not including international agreements					
					Number of beneficiaries	Average net pension	Average qualifying period (yy mm dd)	Average age (yy mm)	Net replacement rate in the Republic of Croatia	Proportion of beneficiaries in total pension beneficiaries according to the Pension Insurance Act
<b>Pension beneficiaries entitled according to the Pension Insurance Act</b>										
Old age pension	498703	2.712,30	31 08 02	74 09	410435	3.125,28	31 06 07	74 10	48,54	42,27
Old age pension for long-term insurees - Art. 35	30900	3.664,98	42 07 25	64 09	26942	3.869,21	42 07 29	64 08	60,10	2,77
Old age pension transformed from disability pension <sup>1</sup>	84628	2.392,43	24 11 12	73 08	72730	2.705,18	24 07 10	73 07	42,02	7,49
<b>Total old age pension</b>	<b>614231</b>	<b>2.716,15</b>	<b>31 03 13</b>	<b>74 01</b>	<b>510107</b>	<b>3.104,67</b>	<b>31 01 09</b>	<b>74 01</b>	<b>48,22</b>	52,53
Early pension	198260	2.599,84	35 11 05	67 00	162067	2.904,13	35 08 19	66 07	45,11	16,69
Early pension because of the employer's bankruptcy - Art. 36	305	2.842,90	35 06 09	61 08	298	2.851,21	35 06 14	61 08	44,29	0,03
<b>Overall old age</b>	<b>812796</b>	<b>2.687,83</b>	<b>32 05 02</b>	<b>72 04</b>	<b>672472</b>	<b>3.056,23</b>	<b>32 02 20</b>	<b>72 03</b>	<b>47,47</b>	69,25
Disability pension <sup>1</sup>	114517	2.046,25	21 11 21	61 01	108149	2.138,76	22 00 17	61 00	33,22	11,14
Survivor's pension	219986	2.053,52	28 04 01	72 08	190391	2.278,16	28 03 08	72 08	35,39	19,61
<b>TOTAL</b>	<b>1147299</b>	<b>2.502,17</b>	<b>30 07 08</b>	<b>71 04</b>	<b>971012</b>	<b>2.801,49</b>	<b>30 03 27</b>	<b>71 01</b>	<b>43,51</b>	
Average old age ZOMO pension with 40 or more years of qualifying period	102465	3.797,74	42 05 02	74 07	79581	4.620,35	42 04 25	74 03	71,77	
Total average ZOMO pension with 40 or more years of the qualifying period	192803	3.492,39	42 01 14	72 06	153889	4.104,35	42 01 14	72 04	63,75	15,85
Beneficiaries of the minimum pension retired according to ZOMO	255766	1.672,12	26 09 21	-	220433	1.821,18	26 05 13	-	28,29	22,70
Beneficiaries of the maximum pension retired according to the Maximum Pension Act	1740	7.100,38	37 06 24	-	1612	7.389,75	37 08 10	-	114,78	0,17

Number of beneficiaries not including Active Military Personnel (DVO), Police Officers (PO) and Authorised Officials (OSO).

<sup>1</sup> Application of Art. 175 par. 7 and Art. 58 of the Pension Insurance Act (Official Gazette 157/13, 151/14, 33/15, 93/15, 120/16, 18/18, 62/18 and 115/18) and the application of Art. 36 and 202 of the Act on the Rights of Croatian Homeland War Veterans and their Family Members (Official Gazette 121/17) to beneficiaries who acquired their pension entitlements under general regulations, but whose pensions were determined according to the stated Act.

Type of pension	Number of beneficiaries	Average net pension	Average qualifying period (yy mm dd)	Average age (yy mm)	Not including international agreements					
					Number of beneficiaries	Average net pension	Average qualifying period (yy mm dd)	Average age (yy mm)	Net replacement rate in the Republic of Croatia	Proportion of NEW beneficiaries in the total of NEW pension beneficiaries according to the Pension Insurance Act
<b>Pension beneficiaries entitled to pension FOR THE FIRST TIME in 2019 according to the Pension Insurance Act - NEW BENEFICIARIES</b>										
Old age pension	16492	2.584,53	30 10 16	64 00	13123	3.075,43	31 05 21	63 10	47,77	42,31
Old age pension for long-term insurees - Art. 35	4717	3.540,37	42 06 00	61 11	4232	3.679,82	42 05 26	61 11	57,16	13,64
<b>Total old age pension</b>	<b>21209</b>	<b>2.797,12</b>	<b>33 04 14</b>	<b>63 07</b>	<b>17355</b>	<b>3.222,81</b>	<b>34 00 23</b>	<b>63 04</b>	50,06	55,95
Early pension	6500	2.683,87	37 02 06	59 09	5751	2.862,33	37 01 15	59 07	44,46	18,54
Early pension because of the employer's bankruptcy - Art. 36	21	3.437,66	36 04 28	59 04	21	3.437,66	36 04 28	59 04	53,40	0,07
<b>Overall old age</b>	<b>27730</b>	<b>2.771,05</b>	<b>34 03 08</b>	<b>62 08</b>	<b>23127</b>	<b>3.133,36</b>	<b>34 10 04</b>	<b>62 05</b>	48,67	74,56
Disability pension	1805	1.805,36	23 04 11	54 00	1512	2.049,05	23 07 20	53 06	31,83	4,87
Survivor's pension	7640	2.125,05	30 01 01	62 08	6379	2.420,41	30 02 14	62 00	37,60	20,57
<b>TOTAL</b>	<b>37175</b>	<b>2.591,40</b>	<b>32 10 18</b>	<b>62 03</b>	<b>31018</b>	<b>2.933,88</b>	<b>33 03 29</b>	<b>61 11</b>	<b>45,57</b>	

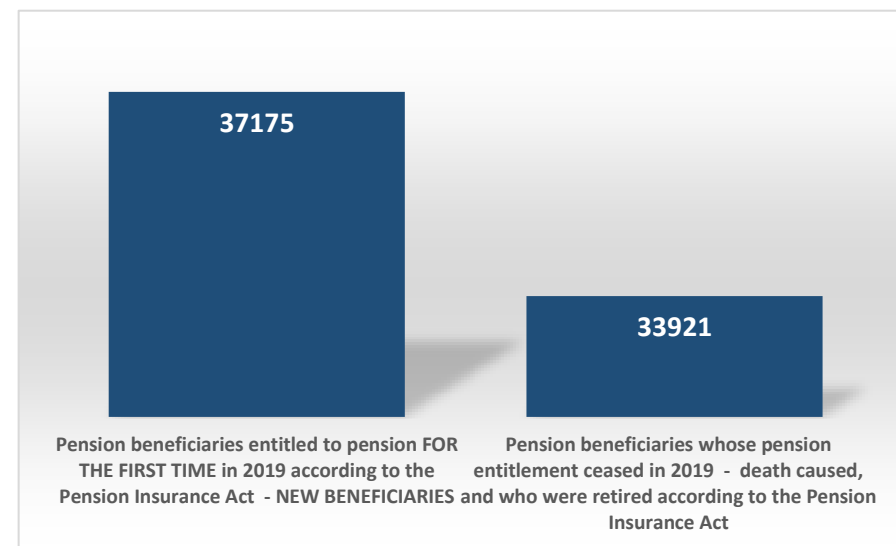
Number of beneficiaries not including pension beneficiaries entitled to pension for the first time and granted an advance payment and the beneficiaries receiving Active Military Personnel (DVO), Police Officers (PO) and Authorised Officials (OSO) pensions.

Type of pension	Number of beneficiaries	Average net pension	Average length of retirement (yy mm)
-----------------	-------------------------	---------------------	--------------------------------------

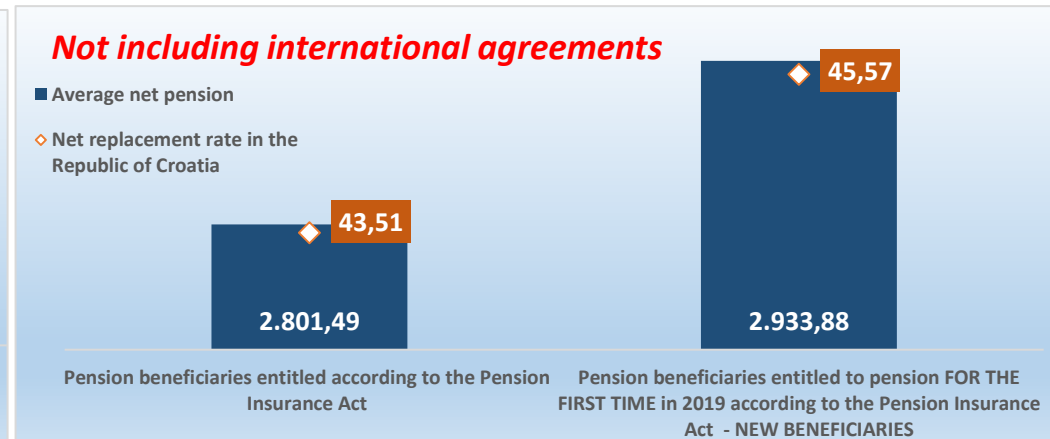
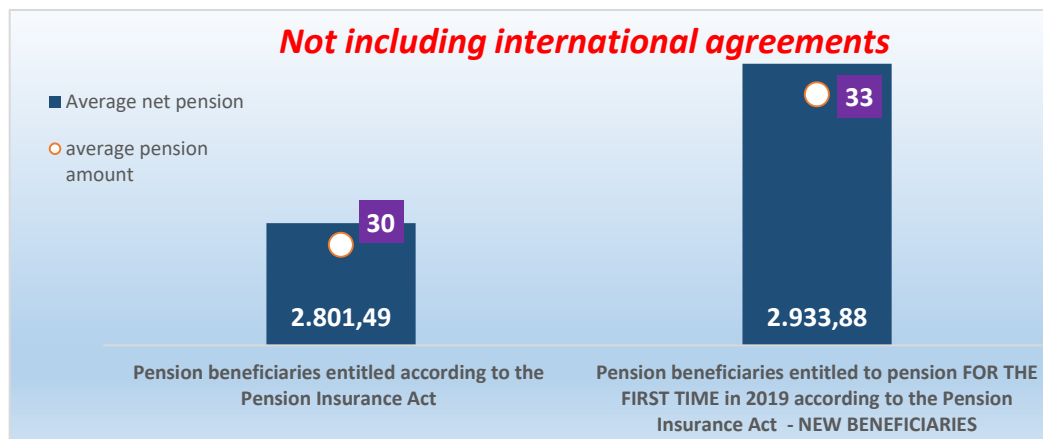
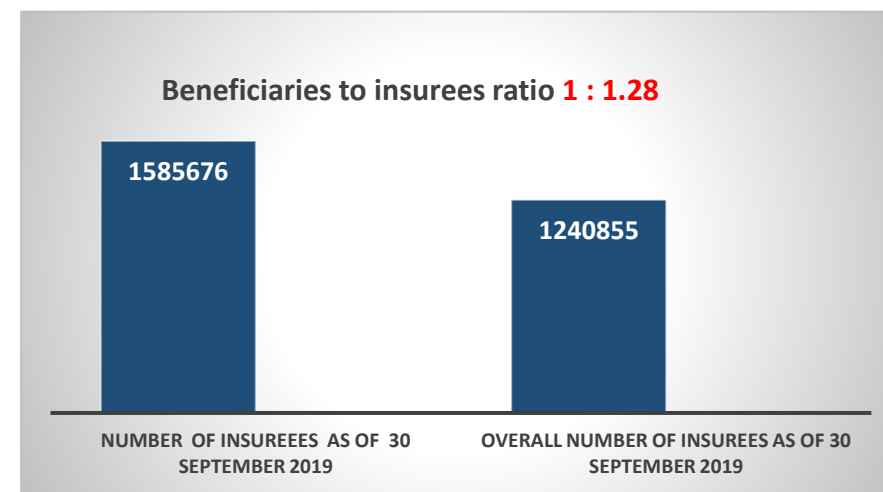
**Pension beneficiaries whose pension entitlement ceased in 2019 - death caused, and who were retired according to the Pension Insurance Act**

Old age	21807	2.488,34	21 02
Disability	3322	2.195,20	18 05
Survivor's	8792	2.159,86	18 04
<b>TOTAL</b>	<b>33921</b>	<b>2.374,49</b>	<b>-</b>

Number of beneficiaries not including Active Military Personnel (DVO), Police Officers (PO) and Authorised Officials (OSO).



NUMBER of insurees as of 30 September 2019	1585676
OVERALL number of insurees as of 30 September 2019	1240855
Beneficiaries to insurees ratio	1:1,28
Average net wage in the Republic of Croatia for August 2019 (source: State Bureau of Statistics)	6.438
Current value of pension (CVP), 1 July 2019	67,97
Minimum value of pension per 1 year of qualifying period, 1 July 2019	67,97
Total pension expenditure in 2019 - in HRK billions (plan)	40,10
Total expenditure for 2019, incl. child benefit - in HRK billions (plan)	42,30

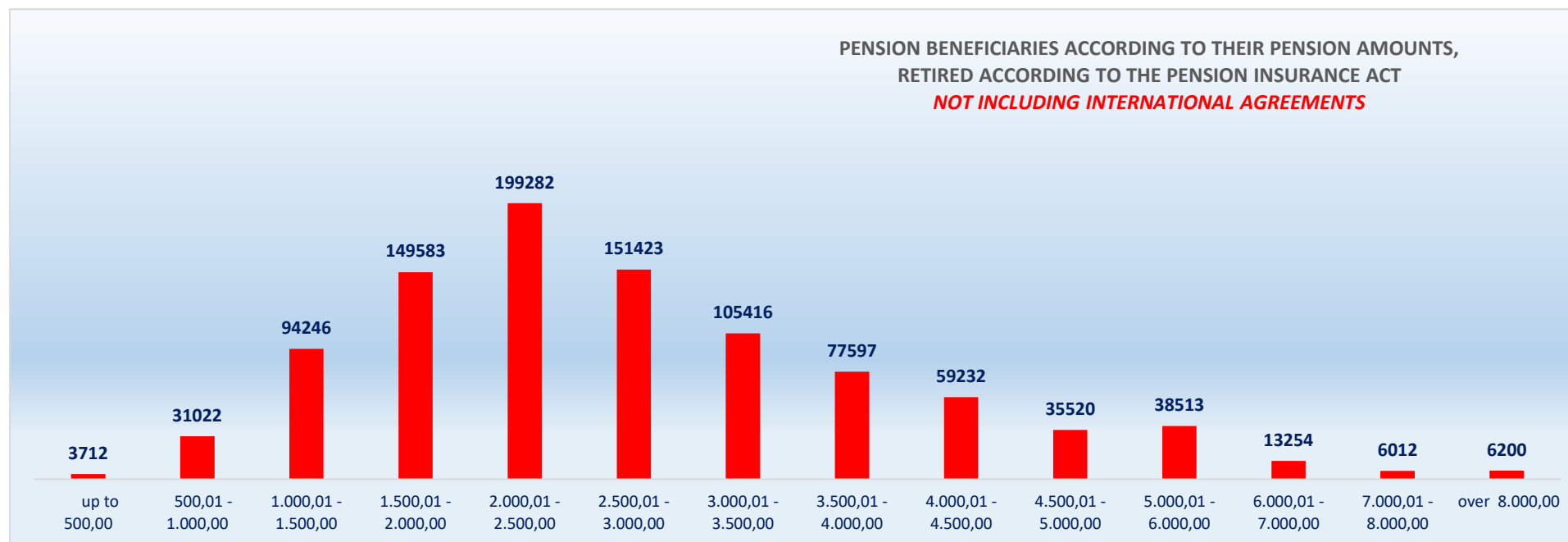


**PENSION BENEFICIARIES ACCORDING TO TYPES AND AMOUNTS OF PENSION, RETIRED ACCORDING TO THE PENSION INSURANCE ACT  
NOT INCLUDING INTERNATIONAL AGREEMENTS**

situation: 30 September 2019

Pension amounts	Total			Old age pension			Disability pension			Survivor's pension		
	No of beneficiaries	Average pension	Average qualifying period	No of beneficiaries	Average pension	Average qualifying period	No of beneficiaries	Average pension	Average qualifying period	No of beneficiaries	Average pension	Average qualifying period
up to 500,00	3712	328,63	15 03 09	943	295,38	16 04 09	2087	338,61	14 06 09	682	344,04	16 02 07
500,01 - 1.000,00	31022	830,79	14 11 05	11154	786,88	16 05 17	4388	813,69	13 05 20	15480	867,28	14 03 03
1.000,01 - 1.500,00	94246	1.258,70	18 03 23	51152	1.249,93	18 05 15	14683	1.287,37	14 11 28	28411	1.259,67	19 09 14
1.500,01 - 2.000,00	149583	1.768,57	25 07 05	87834	1.776,94	26 02 09	29859	1.762,48	21 07 22	31890	1.751,24	27 08 01
2.000,01 - 2.500,00	199282	2.234,54	28 10 28	121771	2.242,66	30 00 10	28069	2.235,69	23 04 28	49442	2.213,88	29 03 01
2.500,01 - 3.000,00	151423	2.758,91	33 03 08	107733	2.768,06	34 03 02	15724	2.763,76	25 07 24	27966	2.720,95	33 09 13
3.000,01 - 3.500,00	105416	3.237,36	34 11 29	83006	3.240,94	35 05 24	7212	3.213,42	27 01 07	15198	3.229,17	35 11 05
3.500,01 - 4.000,00	77597	3.742,00	36 05 11	65965	3.743,69	36 09 23	3150	3.716,74	28 06 18	8482	3.738,22	36 05 02
4.000,01 - 4.500,00	59232	4.225,31	37 08 23	52054	4.228,92	38 00 09	1420	4.199,19	29 08 00	5758	4.199,11	36 08 25
4.500,01 - 5.000,00	35520	4.728,60	38 05 01	32065	4.728,63	38 08 11	658	4.732,24	29 02 28	2797	4.727,42	37 04 09
5.000,01 - 6.000,00	38513	5.453,75	38 03 29	34494	5.453,28	38 06 07	606	5.442,39	29 04 14	3413	5.460,52	38 00 08
6.000,01 - 7.000,00	13254	6.429,31	38 02 22	12484	6.431,22	38 03 18	197	6.418,41	29 06 05	573	6.391,39	39 08 12
7.000,01 - 8.000,00	6012	7.449,39	38 11 27	5753	7.452,81	38 11 23	64	7.401,38	29 03 01	195	7.364,01	42 06 24
over 8.000,00	6200	9.214,59	40 08 26	6064	9.212,52	40 09 23	32	9.156,26	29 04 06	104	9.353,22	39 11 26
<b>TOTAL</b>	<b>971012</b>	<b>2.801,49</b>	<b>30 03 27</b>	<b>672472</b>	<b>3.056,23</b>	<b>32 02 20</b>	<b>108149</b>	<b>2.138,76</b>	<b>22 00 17</b>	<b>190391</b>	<b>2.278,16</b>	<b>28 03 08</b>

Number of beneficiaries not including Active Military Personnel (DVO), Police Officers (PO) and Authorised Officials (OSO).



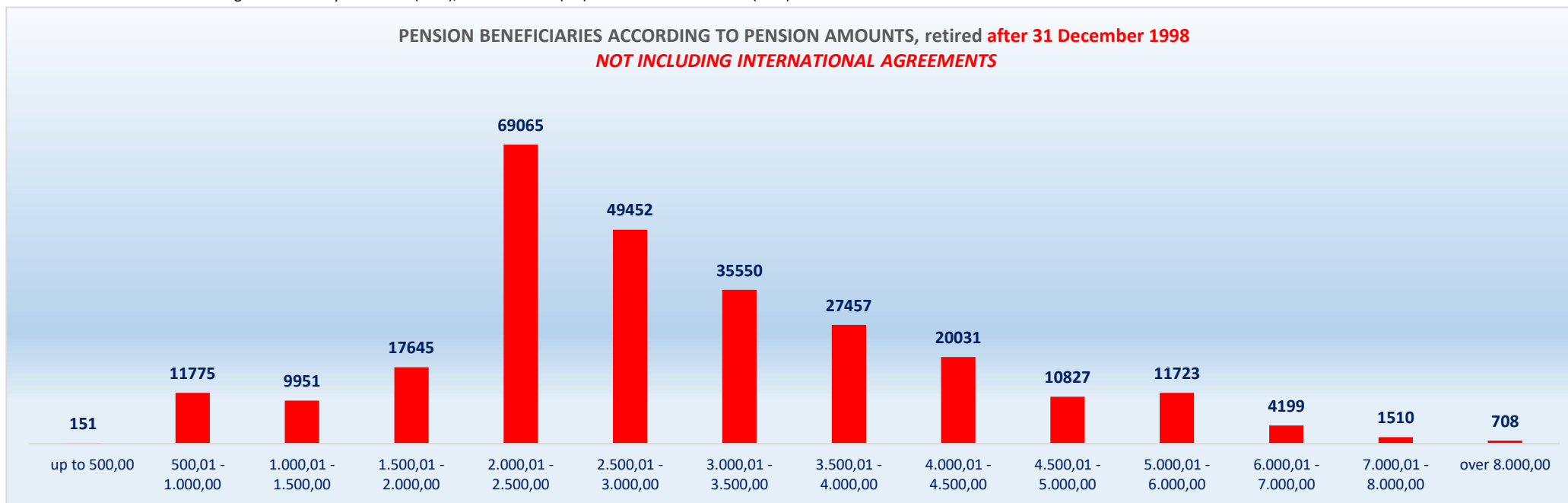
**PENSION BENEFICIARIES ACCORDING TO TYPES AND AMOUNTS OF PENSION, retired before 31 December 1998**  
**NOT INCLUDING INTERNATIONAL AGREEMENTS**

situation: 30 September 2019

Pension amounts	Total			Old age pension			Disability pension			Survivor's pension		
	No of beneficiaries	Average pension	Average qualifying period	No of beneficiaries	Average pension	Average qualifying period	Average pension	Average pension	Average qualifying period	No of beneficiaries	Average pension	Average qualifying period
up to 500,00	151	387,92	13 06 02	44	312,69	19 10 00	2	431,91	04 11 09	105	418,60	11 00 04
500,01 - 1.000,00	11775	771,55	15 02 22	8506	766,59	16 05 11	235	792,22	10 04 16	3034	783,85	12 02 05
1.000,01 - 1.500,00	9951	1.267,17	17 06 16	4806	1.264,43	18 07 17	480	1.295,99	11 06 14	4665	1.267,02	17 00 14
1.500,01 - 2.000,00	17645	1.781,01	22 02 21	10095	1.785,54	22 07 27	1118	1.796,38	15 03 29	6432	1.771,22	22 09 03
2.000,01 - 2.500,00	69065	2.215,69	24 07 01	43982	2.224,02	25 03 01	4475	2.197,58	14 08 01	20608	2.201,84	25 03 20
2.500,01 - 3.000,00	49452	2.779,83	31 05 18	39013	2.794,67	32 02 29	2544	2.783,45	20 10 24	7895	2.705,33	30 09 03
3.000,01 - 3.500,00	35550	3.245,25	32 08 19	30273	3.246,60	33 00 04	1494	3.254,07	23 06 03	3783	3.230,98	33 02 02
3.500,01 - 4.000,00	27457	3.739,00	33 09 29	24563	3.739,43	34 01 17	925	3.724,12	24 01 03	1969	3.740,65	33 10 00
4.000,01 - 4.500,00	20031	4.214,45	34 09 22	17906	4.218,13	34 11 29	573	4.193,00	26 09 17	1552	4.180,02	34 11 00
4.500,01 - 5.000,00	10827	4.728,83	35 00 17	9945	4.729,35	35 02 17	261	4.715,30	27 00 03	621	4.726,23	35 06 21
5.000,01 - 6.000,00	11723	5.452,84	34 11 28	10844	5.452,62	35 00 12	214	5.450,11	26 07 04	665	5.457,26	36 09 15
6.000,01 - 7.000,00	4199	6.437,80	35 01 04	4089	6.439,18	35 02 10	76	6.411,24	29 00 19	34	6.330,29	36 05 16
7.000,01 - 8.000,00	1510	7.430,15	36 00 22	1463	7.433,35	36 02 22	34	7.369,92	28 07 12	13	7.228,27	37 00 05
over 8.000,00	708	8.386,93	36 08 08	690	8.374,23	36 10 09	17	8.835,67	29 04 10	1	9.523,87	45 07 02
<b>UKUPNO</b>	<b>270044</b>	<b>2.982,61</b>	<b>28 10 12</b>	<b>206219</b>	<b>3.163,10</b>	<b>30 03 01</b>	<b>12448</b>	<b>2.709,41</b>	<b>18 04 10</b>	<b>51377</b>	<b>2.324,34</b>	<b>25 07 05</b>

Number of beneficiaries not including Active Military Personnel (DVO), Police Officers (PO) and Authorised Officials (OSO).

**PENSION BENEFICIARIES ACCORDING TO PENSION AMOUNTS, retired after 31 December 1998**  
**NOT INCLUDING INTERNATIONAL AGREEMENTS**

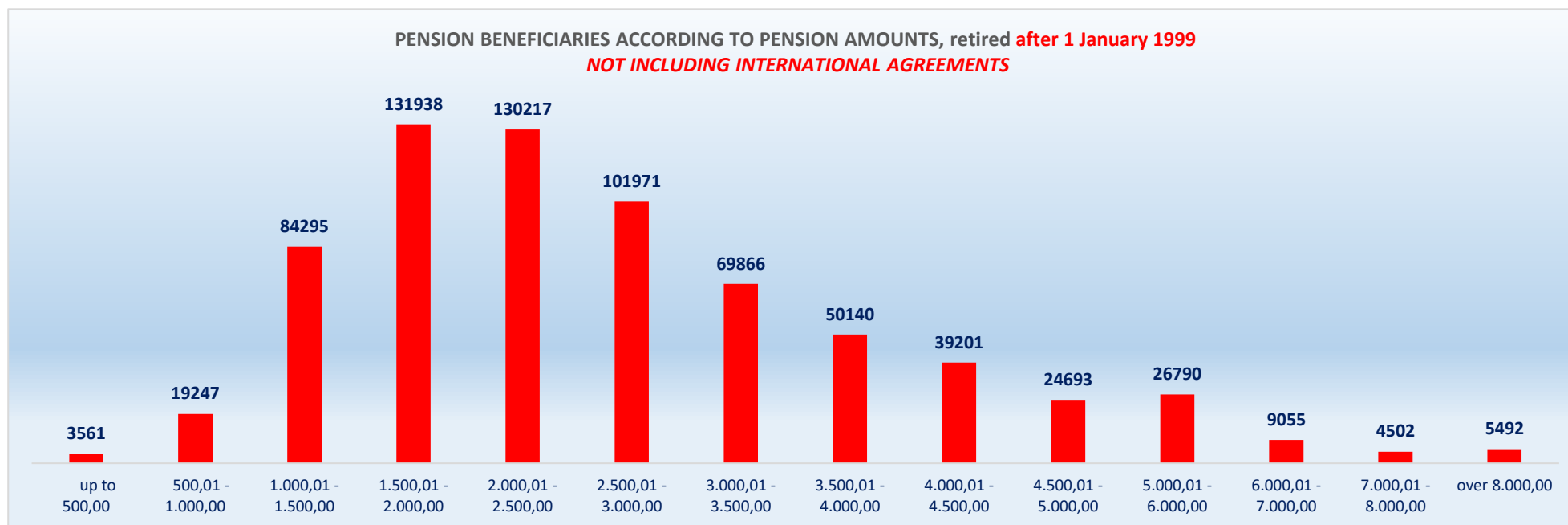


**PENSION BENEFICIARIES ACCORDING TO TYPES AND AMOUNTS OF PENSION, retired after 1 January 1999**  
**NOT INCLUDING INTERNATIONAL AGREEMENTS**

situation: 30 September 2019

Pension amounts	Total			Old age pension			Disability pension			Survivor's pension		
	No of beneficiaries	Average pension	Average qualifying period	No of beneficiaries	Average pension	Average qualifying period	Average pension	Average pension	Average qualifying period	No of beneficiaries	Average pension	Average qualifying period
up to 500,00	3561	326,11	15 04 07	899	294,54	16 02 03	2085	338,52	14 06 12	577	330,47	17 01 18
500,01 - 1.000,00	19247	867,03	14 08 26	2648	852,05	16 06 10	4153	814,91	13 07 24	12446	887,62	14 09 08
1.000,01 - 1.500,00	84295	1.257,70	18 04 27	46346	1.248,43	18 05 08	14203	1.287,08	15 01 06	23746	1.258,23	20 03 26
1.500,01 - 2.000,00	131938	1.766,91	26 00 16	77739	1.775,82	26 07 28	28741	1.761,16	21 10 22	25458	1.746,19	28 11 00
2.000,01 - 2.500,00	130217	2.244,54	31 02 16	77789	2.253,21	32 09 02	23594	2.242,92	25 00 24	28834	2.222,49	32 01 14
2.500,01 - 3.000,00	101971	2.748,77	34 01 22	68720	2.752,95	35 04 25	13180	2.759,96	26 06 06	20071	2.727,09	34 11 01
3.000,01 - 3.500,00	69866	3.233,35	36 01 13	52733	3.237,70	36 10 21	5718	3.202,80	27 10 02	11415	3.228,57	36 09 15
3.500,01 - 4.000,00	50140	3.743,64	37 10 12	41402	3.746,22	38 04 17	2225	3.713,67	30 01 01	6513	3.737,48	37 02 09
4.000,01 - 4.500,00	39201	4.230,85	39 02 05	34148	4.234,57	39 07 06	847	4.203,37	31 01 09	4206	4.206,16	37 04 20
4.500,01 - 5.000,00	24693	4.728,50	39 10 20	22120	4.728,31	40 02 25	397	4.743,37	30 07 03	2176	4.727,76	37 10 21
5.000,01 - 6.000,00	26790	5.454,15	39 09 16	23650	5.453,58	40 01 07	392	5.438,18	30 10 07	2748	5.461,31	38 03 27
6.000,01 - 7.000,00	9055	6.425,37	39 08 09	8395	6.427,34	39 09 26	121	6.422,92	29 09 19	539	6.395,25	39 10 29
7.000,01 - 8.000,00	4502	7.455,84	39 11 20	4290	7.459,45	39 11 00	30	7.437,03	29 11 27	182	7.373,70	42 11 20
over 8.000,00	5492	9.321,28	41 03 02	5374	9.320,15	41 03 24	15	9.519,59	29 04 01	103	9.351,56	39 11 06
<b>UKUPNO</b>	<b>700968</b>	<b>2.731,71</b>	<b>30 10 22</b>	<b>466253</b>	<b>3.008,96</b>	<b>33 01 03</b>	<b>95701</b>	<b>2.064,54</b>	<b>22 06 01</b>	<b>139014</b>	<b>2.261,10</b>	<b>29 03 03</b>

Number of beneficiaries not including Active Military Personnel (DVO), Police Officers (PO) and Authorised Officials (OSO).



**BENEFICIARIES WHOSE PENSIONS WERE APPROVED AND/OR DETERMINED UNDER SPECIAL REGULATIONS**

situation: 30 September 2019

No	Type of beneficiary	No of beneficiaries	Average pension	Average qualifying period
0	1	2	3	4
1.	Authorised officials in internal affairs, judicial officers and workers engaged in demining work: <b>a)</b> authorised officials in internal affairs and the judiciary retired according to the regulations in force until entry in force of the Act on the Rights Arising from Pension Insurance of Active Military Personnel (DVO), Police Officers (PO) and Authorised Officials (OSO)	8653	4.334,42	32 01 08
	<b>b)</b> police officers and authorized officials with special duties and authorizations within the security and intelligence system of the Republic of Croatia who retired according to the Act on the Rights Arising from Pension Insurance of Active Military Personnel, Police Officers and Authorised Officials (DVO, PS and OSO)	8245	4.238,42	34 07 24
	<b>c)</b> workers engaged in demining work	511	4.267,88	31 00 25
2.	Active military personnel - DVO	15605	3.879,75	30 07 17
3.	Croatian Homeland Army veterans mobilised from 1941 to 1945	4314	2.488,32	33 00 06
4.	Former political prisoners	2870	3.966,68	33 02 13
5.	Croatian Veterans from the Homeland War - ZOHBDR (Act on the Rights of Croatian Homeland War Veterans and their Family Members )	71220	5.927,34	18 07 29
6.	Pensions approved under general regulations and determined according to the Act on the Rights of Croatian Homeland War Veterans and their Family Members (ZOHBDR), in 2017 (Art. 27, 35, 48 and 49, paragraph 2)	41216	2.740,38	28 03 16
7.	Former Yugoslav People's Army members - JNA	5589	3.301,92	-
8.	Former Yugoslav People's Army members - JNA - Art. 185 of Pension Insurance Act (ZOMO)	139	3.209,80	37 09 12
9.	National Liberation War veterans - NOR	10169	2.923,21	29 03 21
10.	Members of the Croatian Parliament, members of the Government, judges of the Constitutional Court and the Auditor General	676	10.042,76	33 01 18
11.	Members of the Parliamentary Executive Council and administratively retired federal civil servants (relates to the former SFRY)	96	3.332,65	28 06 19
12.	Former officials of federal bodies o the former SFRJ - Article 38 of the Pension Insurance Act (ZOMO)	34	3.735,80	-
13.	Full members of the Croatian Academy of Sciences and Arts - HAZU	142	9.051,73	41 09 15
14.	Miners from the Istrian coal mines "Tupljak" d.d. Labin	255	3.930,22	29 09 04
15.	Workers professionally exposed to asbestos	865	3.194,28	27 09 19
16.	Insurees - crew members on a ship in international and national navigation - Article 129, paragraph 2 of the Maritime Code	168	2.124,01	29 03 22
17.	Members of the Croatian Defence Council - HVO	6731	3.187,73	07 02 07
<b>TOTAL</b>		<b>177498</b>	<b>-</b>	<b>-</b>

