

## KEY INFORMATION ON THE CURRENT STATE OF THE CROATIAN PENSION INSURANCE SYSTEM - November 2019 (payment in December 2019)

Note: All amounts are expressed in the Croatian national currency (HRK). The thousands separator is a point and the decimal separator is a comma.

| Type of pension   | Number of beneficiaries | Average net pension | Average qualifying period (yy mm dd) | Average age (yy mm) | Not including international agreements |                     |                                      |                     |   |   |
|---|-------------------------|---------------------|--------------------------------------|---------------------|--|---------------------|--------------------------------------|---------------------|---|---|
|   |                         |                     |                                      |                     | Number of beneficiaries                | Average net pension | Average qualifying period (yy mm dd) | Average age (yy mm) | Net replacement rate in the Republic of Croatia | Proportion of beneficiaries in total pension beneficiaries according to the Pension Insurance Act |
| <b>Pension beneficiaries entitled according to the Pension Insurance Act</b>      |                         |                     |                                      |                     |  |                     |                                      |                     |   |   |
| Old age pension   | 498603                  | 2.714,16            | 31 08 03                             | 74 09               | 410615                                 | 3.126,02            | 31 06 12                             | 74 10               | 48,12   | 42,29   |
| Old age pension for long-term insurees - Art. 35                                  | 31727                   | 3.657,24            | 42 07 20                             | 64 10               | 27672                                  | 3.860,02            | 42 07 23                             | 64 09               | 59,42   | 2,85  |
| Old age pension transformed from disability pension <sup>1</sup>                  | 84481                   | 2.392,15            | 24 11 09                             | 73 08               | 72671                                  | 2.703,12            | 24 07 08                             | 73 07               | 41,61   | 7,48  |
| <b>Total old age pension</b>  | <b>614811</b>           | <b>2.718,58</b>     | <b>31 03 20</b>                      | <b>74 01</b>        | <b>510958</b>                          | <b>3.105,62</b>     | <b>31 01 20</b>                      | <b>74 01</b>        | <b>47,81</b>                                    | <b>52,62</b>  |
| Early pension   | 198870                  | 2.598,71            | 35 11 07                             | 67 01               | 162681                                 | 2.901,43            | 35 08 21                             | 66 08               | 44,66   | 16,75   |
| Early pension because of the employer's bankruptcy - Art. 36                      | 313                     | 2.835,02            | 35 06 08                             | 61 09               | 305                                    | 2.844,69            | 35 06 14                             | 61 09               | 43,79   | 0,03  |
| <b>Overall old age</b>  | <b>813994</b>           | <b>2.689,34</b>     | <b>32 05 08</b>                      | <b>72 05</b>        | <b>673944</b>                          | <b>3.056,21</b>     | <b>32 02 29</b>                      | <b>72 03</b>        | <b>47,05</b>                                    | <b>69,41</b>  |
| Disability pension <sup>1</sup>   | 113523                  | 2.046,02            | 21 11 17                             | 61 02               | 107234                                 | 2.138,02            | 22 00 13                             | 61 01               | 32,91   | 11,04   |
| Survivor's pension  | 219499                  | 2.053,18            | 28 04 08                             | 72 09               | 189818                                 | 2.278,91            | 28 03 14                             | 72 08               | 35,08   | 19,55   |
| <b>TOTAL</b>  | <b>1147016</b>          | <b>2.503,93</b>     | <b>30 07 17</b>                      | <b>71 04</b>        | <b>970996</b>                          | <b>2.802,86</b>     | <b>30 04 08</b>                      | <b>71 01</b>        | <b>43,15</b>                                    |   |
| Average old age ZOMO pension with 40 or more years of qualifying period           | 102921                  | 3.811,02            | 42 05 10                             | 74 07               | 80236                                  | 4.622,71            | 42 05 06                             | 74 03               | 71,16   |   |
| Total average ZOMO pension with 40 or more years of the qualifying period         | 194311                  | 3.498,77            | 42 01 19                             | 72 06               | 155442                                 | 4.103,97            | 42 01 20                             | 72 04               | 63,18   | 16,01   |
| Beneficiaries of the minimum pension retired according to ZOMO                    | 257616                  | 1.675,08            | 26 10 06                             | -                   | 222147                                 | 1.824,00            | 26 06 00                             | -                   | 28,08   | 22,88   |
| Beneficiaries of the maximum pension retired according to the Maximum Pension Act | 1746                    | 7.092,43            | 37 06 29                             | -                   | 1617                                   | 7.382,06            | 37 08 17                             | -                   | 113,64  | 0,17  |

Number of beneficiaries not including Active Military Personnel (DVO), Police Officers (PO) and Authorised Officials (OSO).

<sup>1</sup> Application of Art. 175 par. 7 and Art. 58 of the Pension Insurance Act (Official Gazette 157/13, 151/14, 33/15, 93/15, 120/16, 18/18, 62/18 and 115/18) and the application of Art. 36 and 202 of the Act on the Rights of Croatian Homeland War Veterans and their Family Members (Official Gazette 121/17) to beneficiaries who acquired their pension entitlements under general regulations, but whose pensions were determined according to the stated Act.

| Type of pension  | Number of beneficiaries | Average net pension | Average qualifying period (yy mm dd) | Average age (yy mm) | Not including international agreements |                     |                                      |                     |   |  |
|--|-------------------------|---------------------|--------------------------------------|---------------------|--|---------------------|--------------------------------------|---------------------|---|--|
|  |                         |                     |                                      |                     | Number of beneficiaries                | Average net pension | Average qualifying period (yy mm dd) | Average age (yy mm) | Net replacement rate in the Republic of Croatia | Proportion of NEW beneficiaries in the total of NEW pension beneficiaries according to the Pension Insurance Act |
| <b>Pension beneficiaries entitled to pension FOR THE FIRST TIME in 2019 according to the Pension Insurance Act - NEW BENEFICIARIES</b> |                         |                     |                                      |                     |  |                     |                                      |                     |   |  |
| Old age pension  | 20799                   | 2.583,18            | 30 09 18                             | 64 01               | 16674                                  | 3.052,34            | 31 04 00                             | 63 10               | 46,99   | 43,69  |
| Old age pension for long-term insurees - Art. 35   | 5434                    | 3.524,34            | 42 05 10                             | 61 11               | 4860                                   | 3.667,98            | 42 05 07                             | 61 10               | 56,47   | 12,73  |
| <b>Total old age pension</b>   | <b>26233</b>            | <b>2.778,14</b>     | <b>33 01 26</b>                      | <b>63 07</b>        | <b>21534</b>                           | <b>3.191,28</b>     | <b>33 09 17</b>                      | <b>63 05</b>        | <b>49,13</b>                                    | <b>56,42</b>   |
| Early pension  | 7686                    | 2.634,55            | 37 01 16                             | 59 08               | 6757                                   | 2.821,17            | 37 00 21                             | 59 07               | 43,43   | 17,70  |
| Early pension because of the employer's bankruptcy - Art. 36   | 28                      | 3.217,54            | 36 01 24                             | 59 03               | 28                                     | 3.217,54            | 36 01 24                             | 59 03               | 49,53   | 0,07   |
| <b>Overall old age</b>   | <b>33947</b>            | <b>2.745,99</b>     | <b>34 00 22</b>                      | <b>62 09</b>        | <b>28319</b>                           | <b>3.103,00</b>     | <b>34 06 29</b>                      | <b>62 06</b>        | <b>47,77</b>                                    | <b>74,20</b>   |
| Disability pension   | 2242                    | 1.819,46            | 23 07 06                             | 54 01               | 1883                                   | 2.058,85            | 23 10 15                             | 53 07               | 31,69   | 4,93   |
| Survivor's pension   | 9508                    | 2.133,91            | 30 01 00                             | 62 06               | 7964                                   | 2.422,65            | 30 02 09                             | 61 08               | 37,29   | 20,87  |
| <b>TOTAL</b>   | <b>45697</b>            | <b>2.573,18</b>     | <b>32 08 21</b>                      | <b>62 03</b>        | <b>38166</b>                           | <b>2.909,52</b>     | <b>33 01 16</b>                      | <b>61 11</b>        | <b>44,79</b>                                    |  |

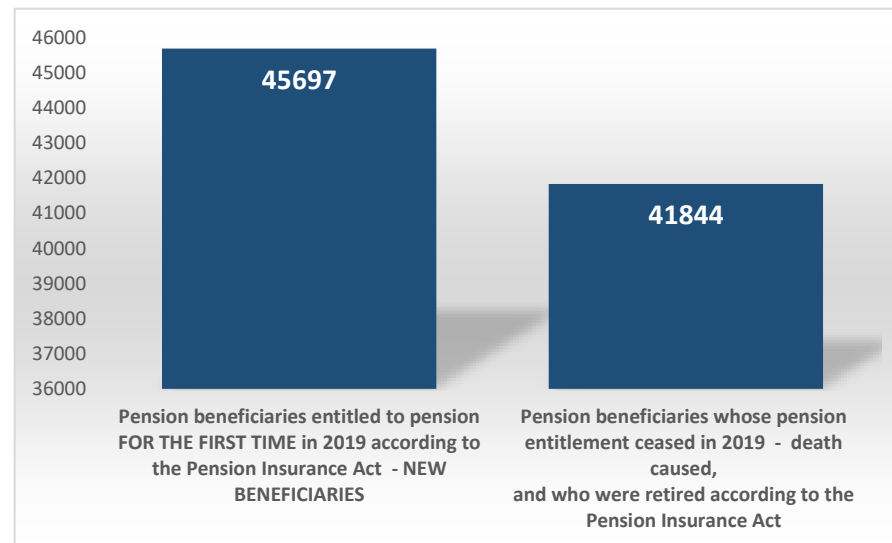
Number of beneficiaries not including pension beneficiaries entitled to pension for the first time and granted an advance payment and the beneficiaries receiving Active Military Personnel (DVO), Police Officers (PO) and Authorised Officials (OSO) pensions.

| Type of pension | Number of beneficiaries | Average net pension | Average length of retirement (yy mm) |
|-----------------|-------------------------|---------------------|--------------------------------------|
|-----------------|-------------------------|---------------------|--------------------------------------|

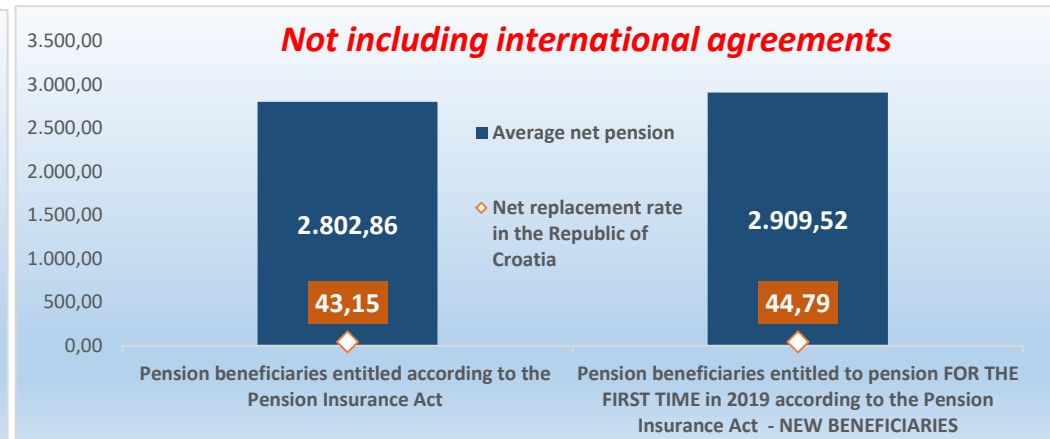
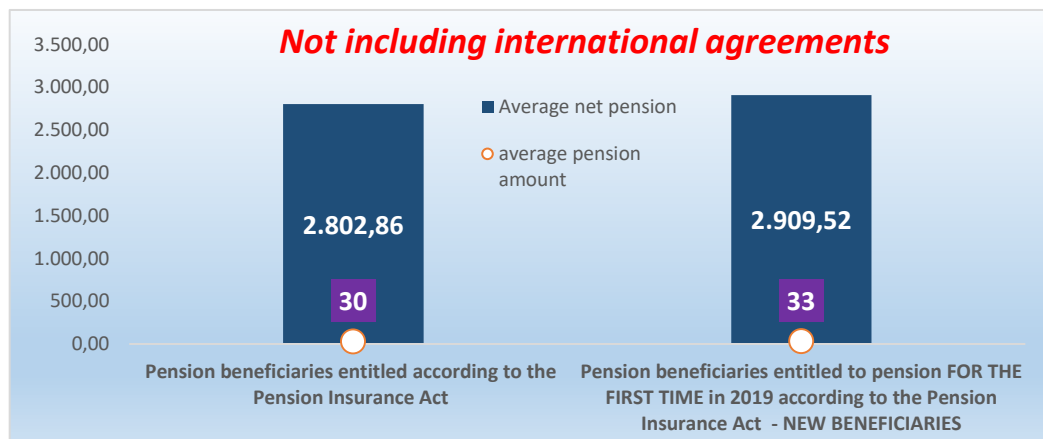
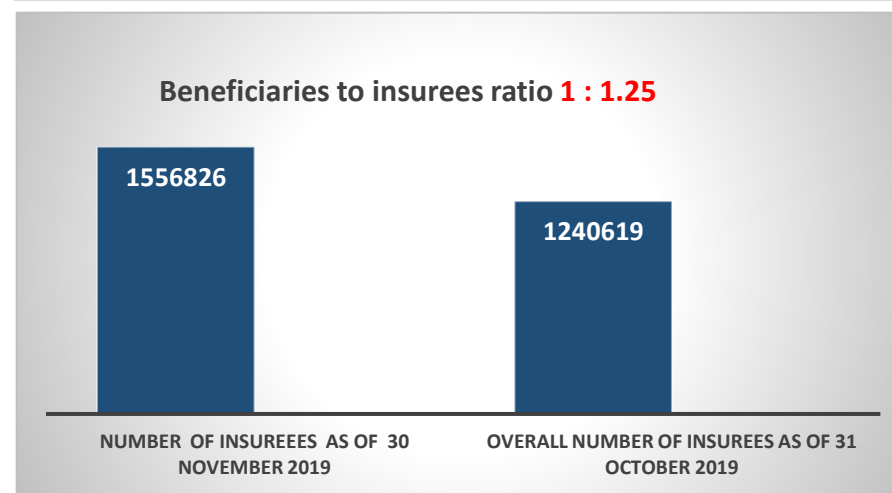
**Pension beneficiaries whose pension entitlement ceased in 2019 - death caused, and who were retired according to the Pension Insurance Act**

|              |              |                 |          |
|--------------|--------------|-----------------|----------|
| Old age      | 26895        | 2.473,64        | 21 02    |
| Disability   | 4203         | 2.185,99        | 18 05    |
| Survivor's   | 10746        | 2.154,15        | 18 04    |
| <b>TOTAL</b> | <b>41844</b> | <b>2.362,70</b> | <b>-</b> |

Number of beneficiaries not including Active Military Personnel (DVO), Police Officers (PO) and Authorised Officials (OSO).



|   |         |
|---|---------|
| NUMBER of insurees as of 30 November 2019   | 1556826 |
| OVERALL number of insurees as of 31 October 2019  | 1240619 |
| Beneficiaries to insurees ratio   | 1:1,25  |
| Average net wage in the Republic of Croatia for October 2019 (source: State Bureau of Statistics) | 6.496   |
| Current value of pension (CVP), 1 July 2019   | 67,97   |
| Minimum value of pension per 1 year of qualifying period, 1 July 2019                             | 67,97   |
| Total pension expenditure in 2019 - in HRK billions (plan)  | 40,10   |
| Total expenditure for 2019, incl. child benefit - in HRK billions (plan)                          | 42,30   |

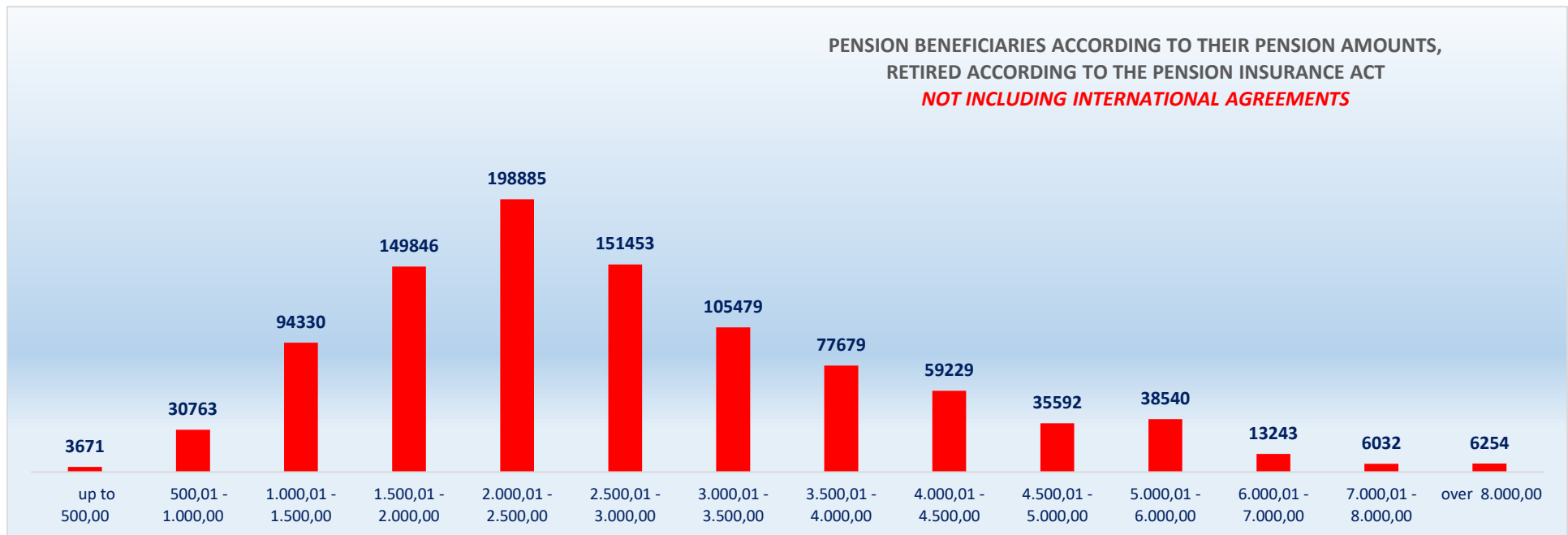


**PENSION BENEFICIARIES ACCORDING TO TYPES AND AMOUNTS OF PENSION, RETIRED ACCORDING TO THE PENSION INSURANCE ACT**  
**NOT INCLUDING INTERNATIONAL AGREEMENTS**

situation: 30 November 2019

| Pension amounts     | Total               |                 |                           | Old age pension     |                 |                           | Disability pension  |                 |                           | Survivor's pension  |                 |                           |
|---------------------|---------------------|-----------------|---------------------------|---------------------|-----------------|---------------------------|---------------------|-----------------|---------------------------|---------------------|-----------------|---------------------------|
|                     | No of beneficiaries | Average pension | Average qualifying period | No of beneficiaries | Average pension | Average qualifying period | No of beneficiaries | Average pension | Average qualifying period | No of beneficiaries | Average pension | Average qualifying period |
| up to 500,00        | 3671                | 328,62          | 15 02 24                  | 944                 | 296,46          | 16 03 28                  | 2048                | 338,23          | 14 05 13                  | 679                 | 344,33          | 16 02 02                  |
| 500,01 - 1.000,00   | 30763               | 831,78          | 14 10 27                  | 10984               | 788,08          | 16 05 13                  | 4332                | 814,35          | 13 04 26                  | 15447               | 867,74          | 14 02 29                  |
| 1.000,01 - 1.500,00 | 94330               | 1.258,76        | 18 03 20                  | 51393               | 1.250,18        | 18 05 10                  | 14599               | 1.287,65        | 14 11 21                  | 28338               | 1.259,42        | 19 09 14                  |
| 1.500,01 - 2.000,00 | 149846              | 1.768,92        | 25 07 12                  | 88300               | 1.777,45        | 26 02 16                  | 29712               | 1.762,42        | 21 07 23                  | 31834               | 1.751,32        | 27 08 04                  |
| 2.000,01 - 2.500,00 | 198885              | 2.234,58        | 28 11 14                  | 121932              | 2.242,68        | 30 00 25                  | 27759               | 2.235,50        | 23 04 27                  | 49194               | 2.213,98        | 29 03 15                  |
| 2.500,01 - 3.000,00 | 151453              | 2.759,21        | 33 03 16                  | 107987              | 2.768,34        | 34 03 06                  | 15616               | 2.764,42        | 25 07 23                  | 27850               | 2.720,87        | 33 09 25                  |
| 3.000,01 - 3.500,00 | 105479              | 3.237,23        | 35 00 05                  | 83205               | 3.240,73        | 35 06 05                  | 7125                | 3.213,24        | 27 01 07                  | 15149               | 3.229,25        | 35 11 02                  |
| 3.500,01 - 4.000,00 | 77679               | 3.741,95        | 36 05 25                  | 66091               | 3.743,57        | 36 10 07                  | 3104                | 3.717,48        | 28 06 26                  | 8484                | 3.738,23        | 36 05 11                  |
| 4.000,01 - 4.500,00 | 59229               | 4.225,39        | 37 09 03                  | 52092               | 4.228,96        | 38 00 21                  | 1400                | 4.198,35        | 29 07 17                  | 5737                | 4.199,63        | 36 08 14                  |
| 4.500,01 - 5.000,00 | 35592               | 4.728,61        | 38 05 15                  | 32144               | 4.728,64        | 38 08 24                  | 649                 | 4.730,17        | 29 02 27                  | 2799                | 4.727,93        | 37 04 20                  |
| 5.000,01 - 6.000,00 | 38540               | 5.453,78        | 38 04 13                  | 34520               | 5.453,31        | 38 06 22                  | 600                 | 5.444,51        | 29 04 16                  | 3420                | 5.460,18        | 38 00 03                  |
| 6.000,01 - 7.000,00 | 13243               | 6.429,50        | 38 03 05                  | 12464               | 6.431,20        | 38 03 27                  | 193                 | 6.412,68        | 29 05 28                  | 586                 | 6.399,06        | 39 10 10                  |
| 7.000,01 - 8.000,00 | 6032                | 7.449,25        | 39 00 03                  | 5768                | 7.452,44        | 38 11 28                  | 65                  | 7.410,56        | 29 06 02                  | 199                 | 7.369,51        | 42 06 12                  |
| over 8.000,00       | 6254                | 9.223,72        | 40 09 16                  | 6120                | 9.221,56        | 40 10 11                  | 32                  | 9.156,26        | 29 04 06                  | 102                 | 9.374,69        | 40 02 15                  |
| <b>TOTAL</b>        | <b>970996</b>       | <b>2.802,86</b> | <b>30 04 08</b>           | <b>673944</b>       | <b>3.056,21</b> | <b>32 02 29</b>           | <b>107234</b>       | <b>2.138,02</b> | <b>22 00 13</b>           | <b>189818</b>       | <b>2.278,91</b> | <b>28 03 14</b>           |

Number of beneficiaries not including Active Military Personnel (DVO), Police Officers (PO) and Authorised Officials (OSO).



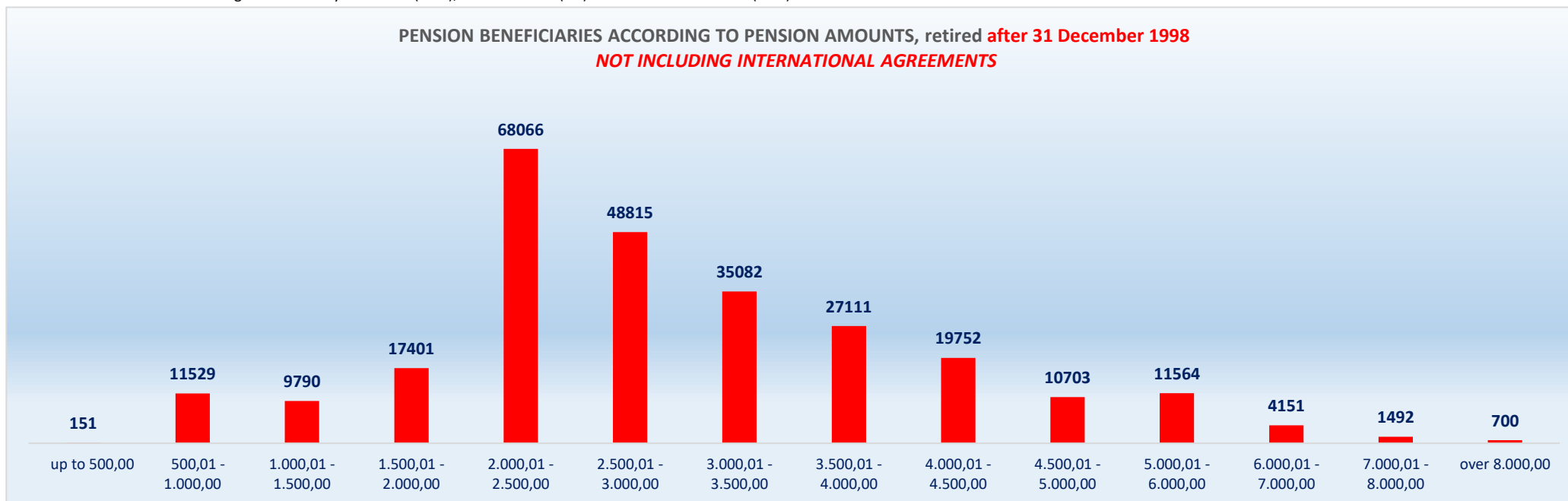
**PENSION BENEFICIARIES ACCORDING TO TYPES AND AMOUNTS OF PENSION, retired before 31 December 1998**  
**NOT INCLUDING INTERNATIONAL AGREEMENTS**

situation: 30 November 2019

| Pension amounts     | Total               |                 |                           | Old age pension     |                 |                           | Disability pension |                 |                           | Survivor's pension  |                 |                           |
|---------------------|---------------------|-----------------|---------------------------|---------------------|-----------------|---------------------------|--------------------|-----------------|---------------------------|---------------------|-----------------|---------------------------|
|                     | No of beneficiaries | Average pension | Average qualifying period | No of beneficiaries | Average pension | Average qualifying period | Average pension    | Average pension | Average qualifying period | No of beneficiaries | Average pension | Average qualifying period |
| up to 500,00        | 151                 | 387,87          | 13 06 18                  | 45                  | 311,46          | 19 10 01                  | 2                  | 431,91          | 04 11 09                  | 104                 | 420,09          | 11 00 01                  |
| 500,01 - 1.000,00   | 11529               | 771,79          | 15 02 21                  | 8322                | 767,06          | 16 05 13                  | 226                | 791,60          | 10 03 00                  | 2981                | 783,48          | 12 02 00                  |
| 1.000,01 - 1.500,00 | 9790                | 1.267,48        | 17 06 12                  | 4723                | 1.265,10        | 18 07 13                  | 467                | 1.295,45        | 11 05 16                  | 4600                | 1.267,08        | 17 00 11                  |
| 1.500,01 - 2.000,00 | 17401               | 1.781,01        | 22 02 18                  | 9976                | 1.785,44        | 22 07 18                  | 1079               | 1.796,67        | 15 02 28                  | 6346                | 1.771,38        | 22 09 07                  |
| 2.000,01 - 2.500,00 | 68066               | 2.215,69        | 24 06 28                  | 43426               | 2.224,08        | 25 02 25                  | 4346               | 2.197,14        | 14 06 24                  | 20294               | 2.201,71        | 25 03 17                  |
| 2.500,01 - 3.000,00 | 48815               | 2.779,96        | 31 05 16                  | 38560               | 2.794,69        | 32 02 24                  | 2487               | 2.784,62        | 20 10 21                  | 7768                | 2.705,32        | 30 09 00                  |
| 3.000,01 - 3.500,00 | 35082               | 3.245,07        | 32 08 16                  | 29903               | 3.246,34        | 33 00 04                  | 1459               | 3.253,84        | 23 05 29                  | 3720                | 3.231,49        | 33 02 04                  |
| 3.500,01 - 4.000,00 | 27111               | 3.739,05        | 33 09 29                  | 24261               | 3.739,49        | 34 01 14                  | 901                | 3.724,40        | 24 01 18                  | 1949                | 3.740,35        | 33 10 08                  |
| 4.000,01 - 4.500,00 | 19752               | 4.214,53        | 34 09 14                  | 17661               | 4.218,21        | 34 11 23                  | 561                | 4.191,37        | 26 08 22                  | 1530                | 4.180,56        | 34 10 01                  |
| 4.500,01 - 5.000,00 | 10703               | 4.728,56        | 35 00 13                  | 9838                | 4.729,14        | 35 02 11                  | 256                | 4.712,28        | 27 00 02                  | 609                 | 4.726,05        | 35 07 02                  |
| 5.000,01 - 6.000,00 | 11564               | 5.453,12        | 34 11 21                  | 10693               | 5.452,89        | 35 00 04                  | 211                | 5.453,76        | 26 08 17                  | 660                 | 5.456,68        | 36 09 01                  |
| 6.000,01 - 7.000,00 | 4151                | 6.438,06        | 35 01 01                  | 4044                | 6.439,63        | 35 02 06                  | 74                 | 6.396,06        | 28 11 09                  | 33                  | 6.339,16        | 37 02 15                  |
| 7.000,01 - 8.000,00 | 1492                | 7.431,66        | 36 00 13                  | 1448                | 7.434,38        | 36 02 13                  | 33                 | 7.374,93        | 28 03 04                  | 11                  | 7.243,80        | 37 07 21                  |
| over 8.000,00       | 700                 | 8.386,92        | 36 07 22                  | 682                 | 8.374,06        | 36 09 23                  | 17                 | 8.835,67        | 29 04 10                  | 1                   | 9.523,87        | 45 07 02                  |
| <b>UKUPNO</b>       | <b>266307</b>       | <b>2.984,09</b> | <b>28 10 12</b>           | <b>203582</b>       | <b>3.164,22</b> | <b>30 02 28</b>           | <b>12119</b>       | <b>2.712,75</b> | <b>18 03 25</b>           | <b>50606</b>        | <b>2.324,44</b> | <b>25 07 03</b>           |

Number of beneficiaries not including Active Military Personnel (DVO), Police Officers (PO) and Authorised Officials (OSO).

**PENSION BENEFICIARIES ACCORDING TO PENSION AMOUNTS, retired after 31 December 1998**  
**NOT INCLUDING INTERNATIONAL AGREEMENTS**

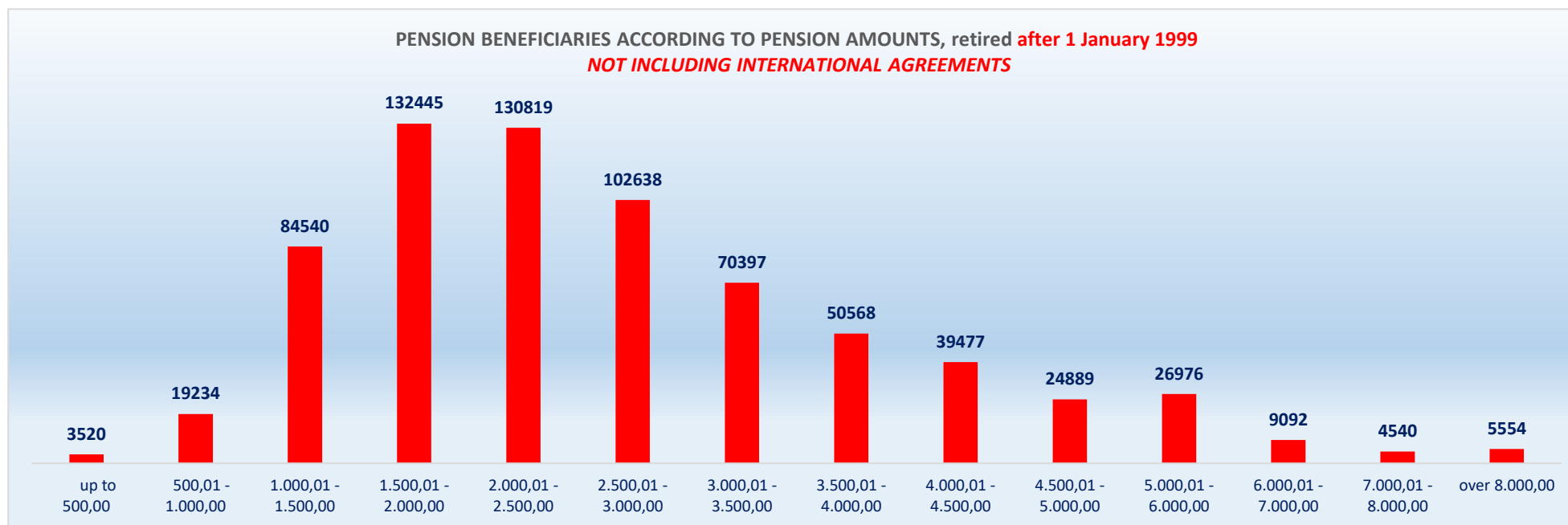


**PENSION BENEFICIARIES ACCORDING TO TYPES AND AMOUNTS OF PENSION, retired after 1 January 1999**  
**NOT INCLUDING INTERNATIONAL AGREEMENTS**

situation: 30 November 2019

| Pension amounts     | Total               |                 |                           | Old age pension     |                 |                           | Disability pension |                 |                           | Survivor's pension  |                 |                           |
|---------------------|---------------------|-----------------|---------------------------|---------------------|-----------------|---------------------------|--------------------|-----------------|---------------------------|---------------------|-----------------|---------------------------|
|                     | No of beneficiaries | Average pension | Average qualifying period | No of beneficiaries | Average pension | Average qualifying period | Average pension    | Average pension | Average qualifying period | No of beneficiaries | Average pension | Average qualifying period |
| up to 500,00        | 3520                | 326,08          | 15 03 21                  | 899                 | 295,71          | 16 01 19                  | 2046               | 338,14          | 14 05 17                  | 575                 | 330,63          | 17 01 10                  |
| 500,01 - 1.000,00   | 19234               | 867,74          | 14 08 14                  | 2662                | 853,76          | 16 05 13                  | 4106               | 815,60          | 13 06 29                  | 12466               | 887,89          | 14 09 02                  |
| 1.000,01 - 1.500,00 | 84540               | 1.257,75        | 18 04 23                  | 46670               | 1.248,67        | 18 05 03                  | 14132              | 1.287,39        | 15 00 29                  | 23738               | 1.257,93        | 20 03 24                  |
| 1.500,01 - 2.000,00 | 132445              | 1.767,33        | 26 00 21                  | 78324               | 1.776,44        | 26 08 04                  | 28633              | 1.761,13        | 21 10 21                  | 25488               | 1.746,33        | 28 10 26                  |
| 2.000,01 - 2.500,00 | 130819              | 2.244,41        | 31 02 25                  | 78506               | 2.252,97        | 32 09 06                  | 23413              | 2.242,62        | 25 00 16                  | 28900               | 2.222,59        | 32 01 20                  |
| 2.500,01 - 3.000,00 | 102638              | 2.749,34        | 34 01 29                  | 69427               | 2.753,71        | 35 04 26                  | 13129              | 2.760,59        | 26 05 29                  | 20082               | 2.726,89        | 34 11 12                  |
| 3.000,01 - 3.500,00 | 70397               | 3.233,32        | 36 01 20                  | 53302               | 3.237,59        | 36 10 27                  | 5666               | 3.202,78        | 27 09 27                  | 11429               | 3.228,52        | 36 09 06                  |
| 3.500,01 - 4.000,00 | 50568               | 3.743,50        | 37 10 24                  | 41830               | 3.745,94        | 38 04 27                  | 2203               | 3.714,65        | 30 00 26                  | 6535                | 3.737,60        | 37 02 15                  |
| 4.000,01 - 4.500,00 | 39477               | 4.230,82        | 39 02 13                  | 34431               | 4.234,47        | 39 07 14                  | 839                | 4.203,02        | 31 00 24                  | 4207                | 4.206,56        | 37 04 13                  |
| 4.500,01 - 5.000,00 | 24889               | 4.728,63        | 39 11 01                  | 22306               | 4.728,41        | 40 03 06                  | 393                | 4.741,83        | 30 07 00                  | 2190                | 4.728,46        | 37 10 27                  |
| 5.000,01 - 6.000,00 | 26976               | 5.454,06        | 39 09 28                  | 23827               | 5.453,49        | 40 01 20                  | 389                | 5.439,49        | 30 09 13                  | 2760                | 5.461,01        | 38 03 24                  |
| 6.000,01 - 7.000,00 | 9092                | 6.425,60        | 39 08 19                  | 8420                | 6.427,14        | 39 10 03                  | 119                | 6.423,02        | 29 10 04                  | 553                 | 6.402,63        | 40 00 04                  |
| 7.000,01 - 8.000,00 | 4540                | 7.455,04        | 39 11 24                  | 4320                | 7.458,50        | 39 11 05                  | 32                 | 7.447,30        | 30 09 15                  | 188                 | 7.376,87        | 42 09 29                  |
| over 8.000,00       | 5554                | 9.329,19        | 41 03 22                  | 5438                | 9.327,84        | 41 04 12                  | 15                 | 9.519,59        | 29 04 01                  | 101                 | 9.373,21        | 40 01 25                  |
| <b>UKUPNO</b>       | <b>704689</b>       | <b>2.734,37</b> | <b>30 11 04</b>           | <b>470362</b>       | <b>3.009,47</b> | <b>33 01 11</b>           | <b>95115</b>       | <b>2.064,79</b> | <b>22 05 25</b>           | <b>139212</b>       | <b>2.262,35</b> | <b>29 03 05</b>           |

Number of beneficiaries not including Active Military Personnel (DVO), Police Officers (PO) and Authorised Officials (OSO).



**BENEFICIARIES WHOSE PENSIONS WERE APPROVED AND/OR DETERMINED UNDER SPECIAL REGULATIONS**

situation: 30 November 2019

| No           | Type of beneficiary   | No of beneficiaries | Average pension | Average qualifying period |
|--------------|---|---------------------|-----------------|---------------------------|
| 0            | 1   | 2                   | 3               | 4                         |
| 1.           | Authorised officials in internal affairs, judicial officers and workers engaged in demining work:<br><b>a)</b> authorised officials in internal affairs and the judiciary retired according to the regulations in force until entry in force of the Act on the Rights Arising from Pension Insurance of Active Military Personnel (DVO), Police Officers (PO) and Authorised Officials (OSO)<br><b>b)</b> police officers and authorized officials with special duties and authorizations within the security and intelligence system of the Republic of Croatia who retired according to the Act on the Rights Arising from Pension Insurance of Active Military Personnel, Police Officers and Authorised Officials (DVO, PS and OSO)<br><b>c)</b> workers engaged in demining work | 8593                | 4.333,99        | 32 01 06                  |
|              |   | 8279                | 4.241,21        | 34 08 16                  |
|              |   | 535                 | 4.186,64        | 31 01 11                  |
| 2.           | Active military personnel - DVO   | 15629               | 3.879,63        | 30 07 26                  |
| 3.           | Croatian Homeland Army veterans mobilised from 1941 to 1945   | 4186                | 2.487,85        | 33 00 02                  |
| 4.           | Former political prisoners  | 2839                | 3.963,07        | 33 01 28                  |
| 5.           | Croatian Veterans from the Homeland War - ZOHBDR (Act on the Rights of Croatian Homeland War Veterans and their Family Members )  | 71239               | 5.920,32        | 18 07 28                  |
| 6.           | Pensions approved under general regulations and determined according to the Act on the Rights of Croatian Homeland War Veterans and their Family Members (ZOHBDR), in 2017 (Art. 27, 35, 48 and 49, paragraph 2)  | 42093               | 2.749,77        | 28 05 04                  |
| 7.           | Former Yugoslav People's Army members - JNA   | 5504                | 3.297,23        | -                         |
| 8.           | Former Yugoslav People's Army members - JNA - Art. 185 of Pension Insurance Act (ZOMO)  | 142                 | 3.191,25        | 37 07 23                  |
| 9.           | National Liberation War veterans - NOR  | 9910                | 2.923,99        | 29 04 02                  |
| 10.          | Members of the Croatian Parliament, members of the Government, judges of the Constitutional Court and the Auditor General   | 673                 | 10.021,47       | 33 01 12                  |
| 11.          | Members of the Parliamentary Executive Council and administratively retired federal civil servants (relates to the former SFRY)   | 96                  | 3.334,43        | 28 06 22                  |
| 12.          | Former officials of federal bodies o the former SFRJ - Article 38 of the Pension Insurance Act (ZOMO)   | 34                  | 3.747,50        | -                         |
| 13.          | Full members of the Croatian Academy of Sciences and Arts - HAZU  | 140                 | 9.098,69        | 41 10 25                  |
| 14.          | Miners from the Istrian coal mines "Tupljak" d.d. Labin   | 254                 | 3.926,10        | 29 08 26                  |
| 15.          | Workers professionally exposed to asbestos  | 867                 | 3.189,07        | 27 09 14                  |
| 16.          | Insurees - crew members on a ship in international and national navigation - Article 129, paragraph 2 of the Maritime Code  | 172                 | 2.120,21        | 29 03 01                  |
| 17.          | Members of the Croatian Defence Council - HVO   | 6735                | 3.205,61        | 07 02 08                  |
| <b>TOTAL</b> |   | <b>177920</b>       | <b>-</b>        | <b>-</b>                  |

**BENEFICIARIES WHOSE PENSIONS WERE APPROVED AND/OR DETERMINED UNDER SPECIAL REGULATIONS**
