

KEY INFORMATION ON THE CURRENT STATE OF THE CROATIAN PENSION INSURANCE SYSTEM - January 2020 (payment in February 2020)

Note: All amounts are expressed in the Croatian national currency (HRK). The thousands separator is a point and the decimal separator is a comma.

Type of pension	Number of beneficiaries	Average net pension	Average qualifying period (yy mm dd)	Average age (yy mm)	Not including international agreements					
					Number of beneficiaries	Average net pension	Average qualifying period (yy mm dd)	Average age (yy mm)	Net replacement rate in the Republic of Croatia	Proportion of beneficiaries in total pension beneficiaries according to the Pension Insurance Act
Pension beneficiaries entitled according to the Pension Insurance Act										
Old age pension	498688	2.715,94	31 07 27	74 10	410163	3.131,22	31 06 08	74 10	47,74	42,30
Old age pension for long-term insurees - Art. 35	32297	3.659,31	42 07 16	65 00	28156	3.863,65	42 07 19	64 11	58,91	2,90
Old age pension transformed from disability pension ¹	84220	2.393,41	24 11 05	73 09	72488	2.703,22	24 07 07	73 07	41,21	7,48
Total old age pension	615205	2.721,31	31 03 19	74 02	510807	3.110,86	31 01 21	74 01	47,43	52,68
Early pension	199232	2.600,68	35 11 08	67 03	162984	2.903,80	35 08 22	66 09	44,27	16,81
Early pension because of the employer's bankruptcy - Art. 36	318	2.848,80	35 06 16	61 11	310	2.858,59	35 06 21	61 11	43,58	0,03
Overall old age	814755	2.691,86	32 05 08	72 05	674101	3.060,68	32 03 01	72 04	46,66	69,52
Disability pension ¹	112650	2.045,24	21 11 13	61 03	106387	2.137,58	22 00 09	61 02	32,59	10,97
Survivor's pension	219069	2.051,89	28 04 03	72 09	189171	2.280,14	28 03 08	72 08	34,76	19,51
TOTAL	1146474	2.506,04	30 07 19	71 05	969659	2.807,12	30 04 11	71 02	42,80	
Average old age ZOMO pension with 40 or more years of qualifying period	103076	3.825,78	42 05 17	74 07	80375	4.640,38	42 05 13	74 03	70,75	
Total average ZOMO pension with 40 or more years of the qualifying period	195044	3.508,67	42 01 23	72 07	155994	4.116,30	42 01 25	72 05	62,76	16,09
Beneficiaries of the minimum pension retired according to ZOMO	259523	1.675,91	26 10 12	-	223637	1.825,92	26 06 08	-	27,84	23,06
Beneficiaries of the maximum pension retired according to the Maximum Pension Act	1741	7.126,41	37 06 19	-	1612	7.419,90	37 08 06	-	113,13	0,17

Number of beneficiaries not including Active Military Personnel (DVO), Police Officers (PO) and Authorised Officials (OSO).

¹ Application of Art. 175 par. 7 and Art. 58 of the Pension Insurance Act (Official Gazette 157/13, 151/14, 33/15, 93/15, 120/16, 18/18, 62/18, 115/18 and 102/19) and the application of Art. 36 and 202 of the Act on the Rights of Croatian Homeland War Veterans and their Family Members (Official Gazette 121/17) to beneficiaries who acquired their pension entitlements under general regulations, but whose pensions were determined according to the stated Act.

Type of pension	Number of beneficiaries	Average net pension	Average qualifying period (yy mm dd)	Average age (yy mm)	Not including international agreements					
					Number of beneficiaries	Average net pension	Average qualifying period (yy mm dd)	Average age (yy mm)	Net replacement rate in the Republic of Croatia	Proportion of NEW beneficiaries in the total of NEW pension beneficiaries according to the Pension Insurance Act
Pension beneficiaries entitled to pension FOR THE FIRST TIME in 2020 according to the Pension Insurance Act - NEW BENEFICIARIES										
Old age pension	1244	2.159,61	29 03 23	64 02	894	2.733,80	29 07 10	63 11	41,68	37,45
Old age pension for long-term insurees - Art. 35	603	3.204,37	42 01 27	61 09	565	3.305,78	42 00 26	61 08	50,40	23,67
Total old age pension	1847	2.500,70	31 02 06	63 04	1459	2.955,30	31 09 00	63 00	45,06	61,12
Early pension	390	2.278,56	36 04 10	59 05	322	2.540,34	36 00 19	59 01	38,73	13,49
Early pension because of the employer's bankruptcy - Art. 36	1	3.014,76	35 00 25	60 01	1	3.014,76	35 00 25	60 01	45,96	0,04
Overall old age	2238	2.462,22	32 03 10	62 08	1782	2.880,36	32 08 28	62 04	43,91	74,65
Disability pension	147	1.952,70	24 11 01	54 01	130	2.149,03	24 09 20	53 07	32,76	5,45
Survivor's pension	586	2.126,79	29 04 24	63 01	475	2.504,89	29 07 28	62 06	38,19	19,90
TOTAL	2971	2.370,85	31 02 13	62 04	2387	2.765,81	31 05 29	61 11	42,17	

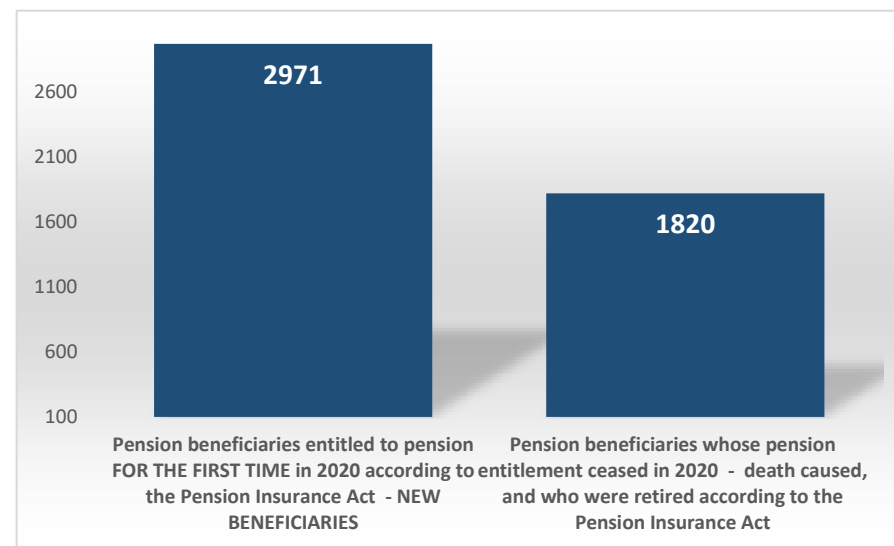
Number of beneficiaries not including pension beneficiaries entitled to pension for the first time and granted an advance payment and the beneficiaries receiving Active Military Personnel (DVO), Police Officers (PO) and Authorised Officials (OSO) pensions.

Type of pension	Number of beneficiaries	Average net pension	Average length of retirement (yy mm)
-----------------	-------------------------	---------------------	--------------------------------------

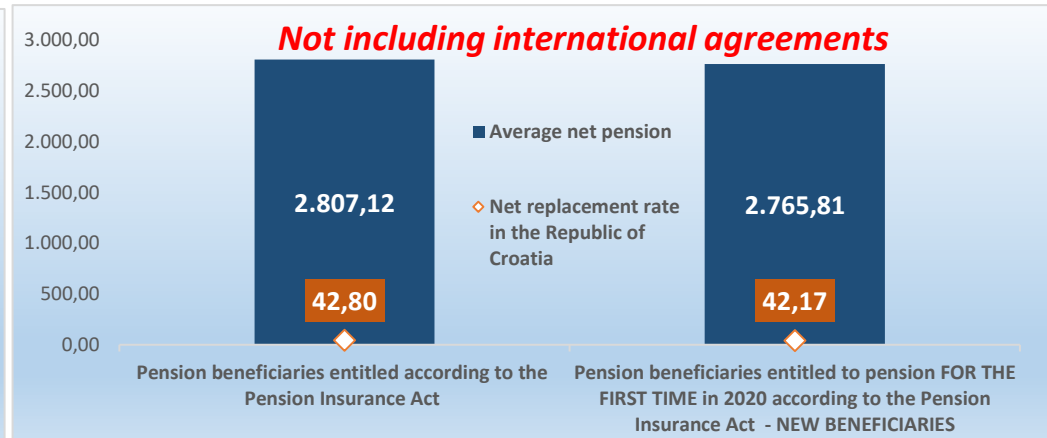
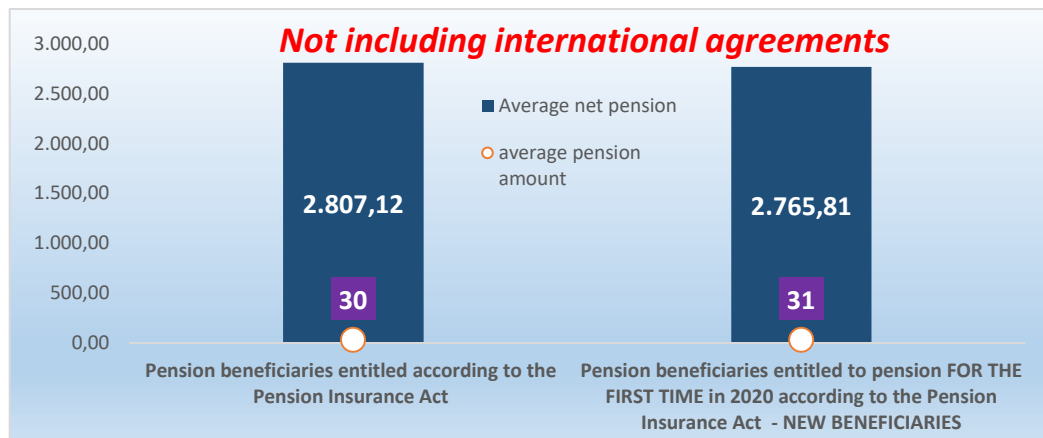
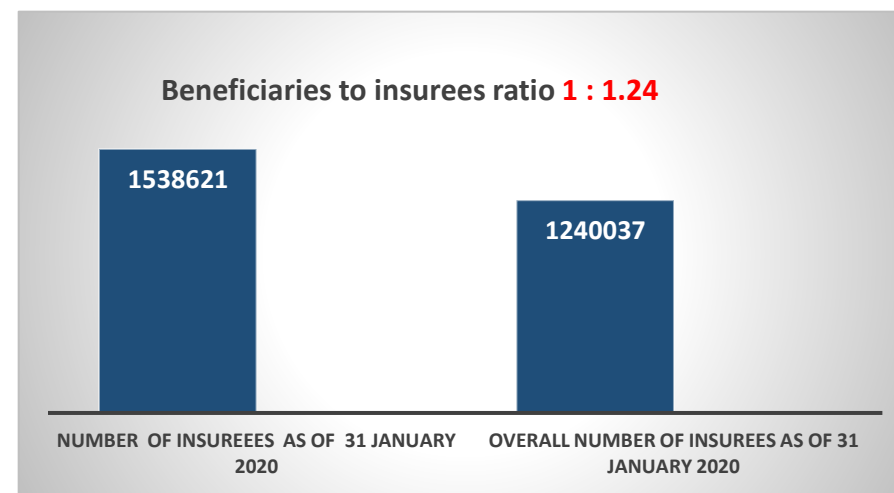
Pension beneficiaries whose pension entitlement ceased in 2020 - death caused, and who were retired according to the Pension Insurance Act

Old age	1196	2.676,32	22 03
Disability	151	2.527,32	20 00
Survivor's	473	2.191,25	18 08
TOTAL	1820	2.537,89	-

Number of beneficiaries not including Active Military Personnel (DVO), Police Officers (PO) and Authorised Officials (OSO).



NUMBER of insurees as of 31 January 2020	1538621
OVERALL number of insurees as of 31 January 2020	1240037
Beneficiaries to insurees ratio	1:1,24
Average net wage in the Republic of Croatia for December 2019 (source: State Bureau of Statistics)	6.559
Current value of pension (CVP), 1 July 2019	67,97
Minimum value of pension per 1 year of qualifying period, 1 July 2019	67,97
Total pension expenditure in 2020 - in HRK billions (plan)	42,60
Total expenditure for 2020, incl. child benefit - in HRK billions (plan)	44,50



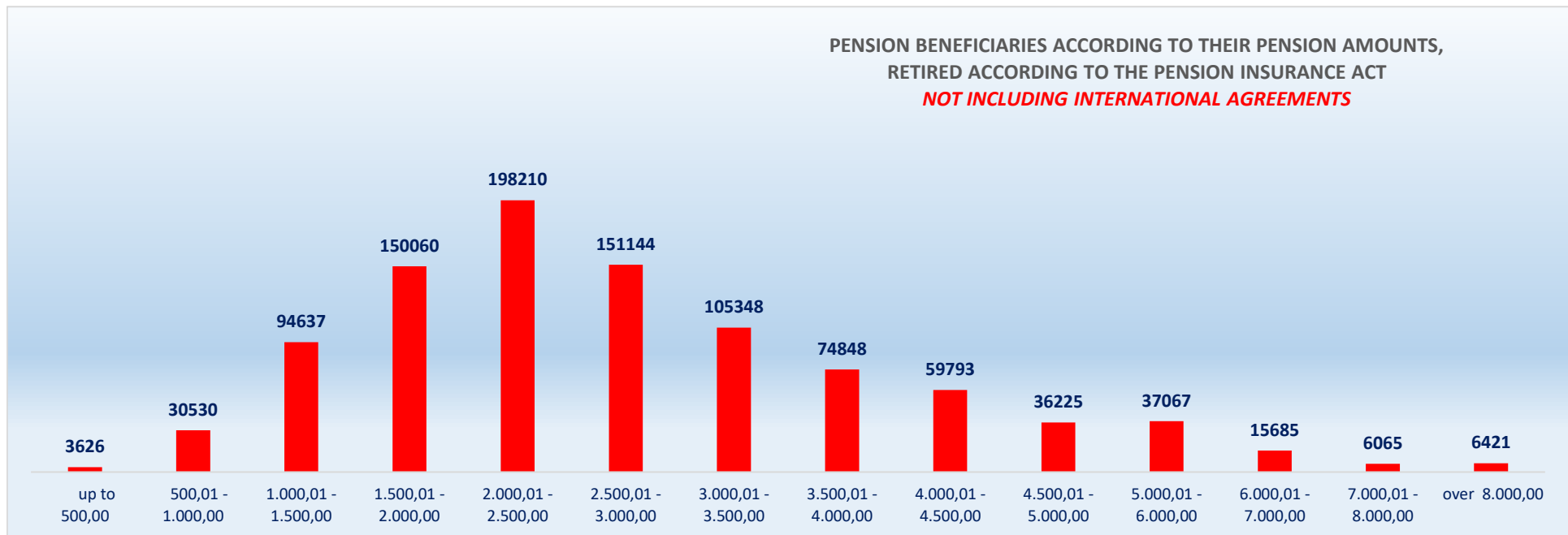
PENSION BENEFICIARIES ACCORDING TO TYPES AND AMOUNTS OF PENSION, RETIRED ACCORDING TO THE PENSION INSURANCE ACT

NOT INCLUDING INTERNATIONAL AGREEMENTS

situation: 31 January 2020

Pension amounts	Total			Old age pension			Disability pension			Survivor's pension		
	No of beneficiaries	Average pension	Average qualifying period	No of beneficiaries	Average pension	Average qualifying period	No of beneficiaries	Average pension	Average qualifying period	No of beneficiaries	Average pension	Average qualifying period
up to 500,00	3626	328,15	15 02 06	939	296,02	16 03 08	2012	338,15	14 04 11	675	343,05	16 02 13
500,01 - 1.000,00	30530	832,57	14 10 18	10790	788,81	16 05 08	4296	813,90	13 04 08	15444	868,34	14 02 25
1.000,01 - 1.500,00	94637	1.258,81	18 03 16	51747	1.250,47	18 05 07	14499	1.287,87	14 11 10	28391	1.259,16	19 09 04
1.500,01 - 2.000,00	150060	1.769,09	25 07 13	88746	1.777,62	26 02 17	29598	1.762,49	21 07 21	31716	1.751,36	27 08 02
2.000,01 - 2.500,00	198210	2.234,62	28 11 23	121796	2.242,65	30 01 06	27464	2.235,55	23 04 28	48950	2.214,13	29 03 13
2.500,01 - 3.000,00	151144	2.759,35	33 03 22	108032	2.768,39	34 03 09	15473	2.764,70	25 07 24	27639	2.721,04	33 10 02
3.000,01 - 3.500,00	105348	3.237,04	35 00 10	83182	3.240,50	35 06 10	7079	3.212,79	27 01 08	15087	3.229,30	35 11 02
3.500,01 - 4.000,00	74848	3.736,89	36 05 14	63599	3.738,19	36 09 28	3027	3.715,71	28 06 08	8222	3.734,63	36 05 01
4.000,01 - 4.500,00	59793	4.227,32	37 09 01	52588	4.230,43	38 00 19	1408	4.199,09	29 07 11	5797	4.205,93	36 08 12
4.500,01 - 5.000,00	36225	4.727,66	38 06 04	32749	4.727,73	38 09 12	638	4.727,24	29 04 07	2838	4.726,94	37 04 20
5.000,01 - 6.000,00	37067	5.436,22	38 04 24	33283	5.435,73	38 07 05	571	5.419,86	29 03 09	3213	5.444,15	38 00 00
6.000,01 - 7.000,00	15685	6.385,30	38 03 03	14571	6.390,58	38 04 02	226	6.381,59	29 03 15	888	6.299,53	39 02 27
7.000,01 - 8.000,00	6065	7.445,23	39 00 05	5790	7.447,87	39 00 04	66	7.427,86	29 09 26	209	7.377,40	42 04 11
over 8.000,00	6421	9.221,18	40 08 29	6289	9.219,02	40 09 21	30	9.087,12	29 00 28	102	9.393,48	40 04 18
TOTAL	969659	2.807,12	30 04 11	674101	3.060,68	32 03 01	106387	2.137,58	22 00 09	189171	2.280,14	28 03 08

Number of beneficiaries not including Active Military Personnel (DVO), Police Officers (PO) and Authorised Officials (OSO).



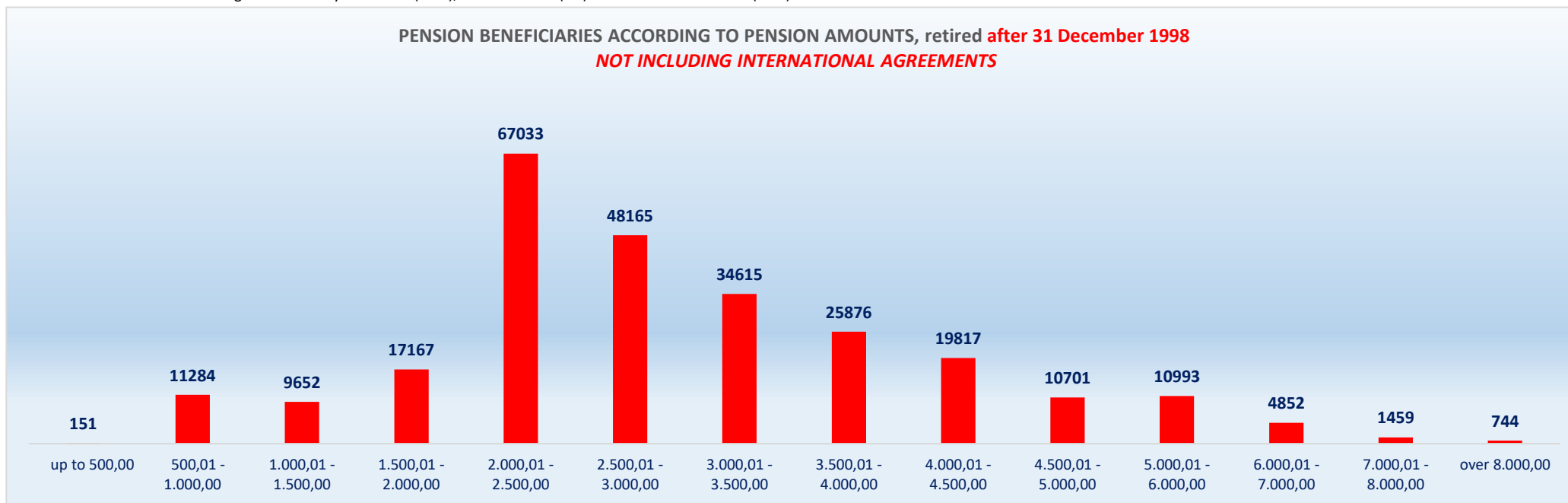
PENSION BENEFICIARIES ACCORDING TO TYPES AND AMOUNTS OF PENSION, retired before 31 December 1998
NOT INCLUDING INTERNATIONAL AGREEMENTS

situation: 31 January 2020

Pension amounts	Total			Old age pension			Disability pension			Survivor's pension		
	No of beneficiaries	Average pension	Average qualifying period	No of beneficiaries	Average pension	Average qualifying period	Average pension	Average pension	Average qualifying period	No of beneficiaries	Average pension	Average qualifying period
up to 500,00	151	386,99	13 06 09	45	311,46	19 10 01	2	431,91	04 11 09	104	418,81	10 11 18
500,01 - 1.000,00	11284	772,09	15 02 16	8120	767,34	16 05 12	223	791,88	10 02 24	2941	783,70	12 02 00
1.000,01 - 1.500,00	9652	1.267,29	17 06 09	4647	1.265,05	18 07 12	458	1.296,81	11 05 07	4547	1.266,62	17 00 07
1.500,01 - 2.000,00	17167	1.781,13	22 02 14	9852	1.785,55	22 07 14	1051	1.796,85	15 02 01	6264	1.771,54	22 08 29
2.000,01 - 2.500,00	67033	2.215,80	24 06 23	42811	2.224,14	25 02 20	4238	2.197,60	14 05 27	19984	2.201,77	25 03 09
2.500,01 - 3.000,00	48165	2.780,00	31 05 10	38100	2.794,65	32 02 15	2428	2.785,28	20 10 18	7637	2.705,24	30 08 24
3.000,01 - 3.500,00	34615	3.244,86	32 08 10	29522	3.246,07	32 11 27	1435	3.253,12	23 06 01	3658	3.231,87	33 01 29
3.500,01 - 4.000,00	25876	3.734,37	33 09 02	23131	3.734,42	34 00 16	880	3.725,60	24 00 24	1865	3.737,93	33 10 16
4.000,01 - 4.500,00	19817	4.217,38	34 09 11	17756	4.220,53	34 11 22	552	4.191,99	26 08 29	1509	4.189,67	34 08 11
4.500,01 - 5.000,00	10701	4.726,89	35 00 28	9828	4.727,50	35 02 25	250	4.713,05	27 00 03	623	4.722,75	35 07 14
5.000,01 - 6.000,00	10993	5.433,23	34 11 15	10218	5.434,57	35 00 02	193	5.433,45	26 02 04	582	5.409,58	36 08 05
6.000,01 - 7.000,00	4852	6.398,08	35 00 14	4637	6.406,08	35 01 08	90	6.367,40	29 00 13	125	6.123,41	36 11 12
7.000,01 - 8.000,00	1459	7.420,10	35 11 26	1414	7.422,03	36 01 22	33	7.399,38	28 03 04	12	7.249,90	37 10 01
over 8.000,00	744	8.376,79	36 06 12	728	8.369,37	36 08 06	15	8.658,88	28 10 00	1	9.551,47	45 07 02
UKUPNO	262509	2.990,18	28 10 09	200809	3.171,39	30 02 26	11848	2.715,29	18 03 10	49852	2.325,55	25 06 25

Number of beneficiaries not including Active Military Personnel (DVO), Police Officers (PO) and Authorised Officials (OSO).

PENSION BENEFICIARIES ACCORDING TO PENSION AMOUNTS, retired after 31 December 1998
NOT INCLUDING INTERNATIONAL AGREEMENTS

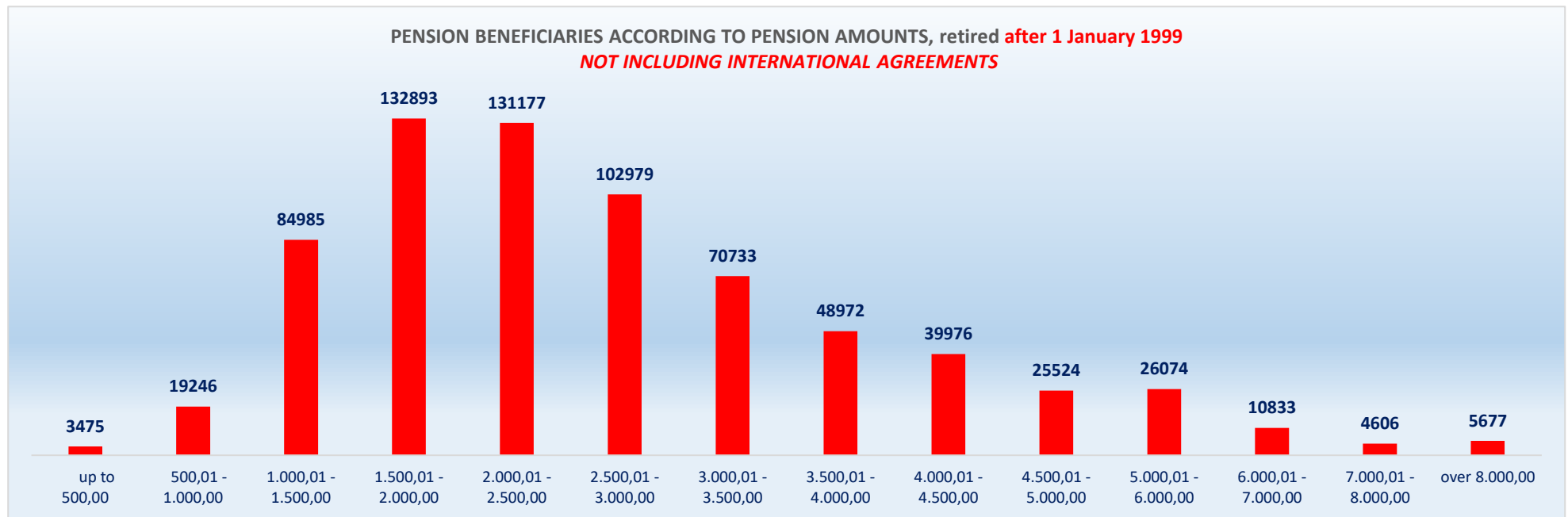


PENSION BENEFICIARIES ACCORDING TO TYPES AND AMOUNTS OF PENSION, retired after 1 January 1999
NOT INCLUDING INTERNATIONAL AGREEMENTS

situation: 31 January 2020

Pension amounts	Total			Old age pension			Disability pension			Survivor's pension		
	No of beneficiaries	Average pension	Average qualifying period	No of beneficiaries	Average pension	Average qualifying period	Average pension	Average pension	Average qualifying period	No of beneficiaries	Average pension	Average qualifying period
up to 500,00	3475	325,59	15 03 02	894	295,25	16 00 28	2010	338,05	14 04 15	571	329,25	17 01 27
500,01 - 1.000,00	19246	868,04	14 08 04	2670	854,12	16 04 24	4073	815,10	13 06 10	12503	888,25	14 08 23
1.000,01 - 1.500,00	84985	1.257,85	18 04 18	47100	1.249,04	18 05 01	14041	1.287,58	15 00 17	23844	1.257,74	20 03 10
1.500,01 - 2.000,00	132893	1.767,53	26 00 20	78894	1.776,63	26 08 02	28547	1.761,23	21 10 18	25452	1.746,40	28 10 20
2.000,01 - 2.500,00	131177	2.244,24	31 02 26	78985	2.252,68	32 09 05	23226	2.242,48	25 00 12	28966	2.222,66	32 01 03
2.500,01 - 3.000,00	102979	2.749,70	34 02 04	69932	2.754,08	35 04 26	13045	2.760,87	26 05 25	20002	2.727,08	34 11 18
3.000,01 - 3.500,00	70733	3.233,21	36 01 23	53660	3.237,45	36 10 29	5644	3.202,54	27 09 25	11429	3.228,47	36 09 03
3.500,01 - 4.000,00	48972	3.738,22	37 10 13	40468	3.740,35	38 04 19	2147	3.711,66	30 00 09	6357	3.733,66	37 01 24
4.000,01 - 4.500,00	39976	4.232,24	39 02 07	34832	4.235,48	39 07 09	856	4.203,67	31 00 00	4288	4.211,65	37 04 20
4.500,01 - 5.000,00	25524	4.727,98	39 11 08	22921	4.727,82	40 03 09	388	4.736,38	30 08 25	2215	4.728,12	37 10 25
5.000,01 - 6.000,00	26074	5.437,48	39 10 07	23065	5.436,25	40 02 00	378	5.412,92	30 09 18	2631	5.451,80	38 03 18
6.000,01 - 7.000,00	10833	6.379,57	39 08 14	9934	6.383,35	39 10 08	136	6.390,98	29 05 16	763	6.328,39	39 07 16
7.000,01 - 8.000,00	4606	7.453,19	39 11 26	4376	7.456,23	39 11 07	33	7.456,34	31 04 13	197	7.385,16	42 07 24
over 8.000,00	5677	9.331,84	41 03 16	5561	9.330,25	41 04 04	15	9.515,36	29 04 01	101	9.391,92	40 03 29
UKUPNO	707150	2.739,17	30 11 05	473292	3.013,70	33 01 08	94539	2.065,17	22 05 19	139319	2.263,89	29 02 24

Number of beneficiaries not including Active Military Personnel (DVO), Police Officers (PO) and Authorised Officials (OSO).



BENEFICIARIES WHOSE PENSIONS WERE APPROVED AND/OR DETERMINED UNDER SPECIAL REGULATIONS

situation: 31 January 2020

No	Type of beneficiary	No of beneficiaries	Average pension	Average qualifying period
0	1	2	3	4
1.	Authorised officials in internal affairs, judicial officers and workers engaged in demining work: a) authorised officials in internal affairs and the judiciary retired according to the regulations in force until entry in force of the Act on the Rights Arising from Pension Insurance of Active Military Personnel (DVO), Police Officers (PO) and Authorised Officials (OSO) b) police officers and authorized officials with special duties and authorizations within the security and intelligence system of the Republic of Croatia who retired according to the Act on the Rights Arising from Pension Insurance of Active Military Personnel, Police Officers and Authorised Officials (DVO, PS and OSO) c) workers engaged in demining work	8535	4.353,73	32 01 01
		8297	4.251,89	34 08 21
		540	4.189,13	31 00 28
2.	Active military personnel - DVO	15622	3.888,34	30 07 28
3.	Croatian Homeland Army veterans mobilised from 1941 to 1945	4046	2.485,67	33 00 00
4.	Former political prisoners	2802	3.966,79	33 01 20
5.	Croatian Veterans from the Homeland War - ZOHBDR (Act on the Rights of Croatian Homeland War Veterans and their Family Members)	71211	5.924,48	18 07 26
6.	Pensions approved under general regulations and determined according to the Act on the Rights of Croatian Homeland War Veterans and their Family Members (ZOHBDR), in 2017 (Art. 27, 35, 48 and 49, paragraph 2)	42741	2.756,17	28 06 02
7.	Former Yugoslav People's Army members - JNA	5407	3.298,21	-
8.	Former Yugoslav People's Army members - JNA - Art. 185 of Pension Insurance Act (ZOMO)	142	3.196,00	37 07 21
9.	National Liberation War veterans - NOR	9612	2.926,54	29 04 15
10.	Members of the Croatian Parliament, members of the Government, judges of the Constitutional Court and the Auditor General	673	10.035,95	33 01 09
11.	Members of the Parliamentary Executive Council and administratively retired federal civil servants (relates to the former SFRY)	94	3.335,27	28 06 14
12.	Former officials of federal bodies o the former SFRJ - Article 38 of the Pension Insurance Act (ZOMO)	33	3.839,90	-
13.	Full members of the Croatian Academy of Sciences and Arts - HAZU	140	9.126,90	41 10 25
14.	Miners from the Istrian coal mines "Tupljak" d.d. Labin	254	3.928,90	29 08 13
15.	Workers professionally exposed to asbestos	869	3.188,50	27 08 27
16.	Insurees - crew members on a ship in international and national navigation - Article 129, paragraph 2 of the Maritime Code	175	2.114,72	29 02 02
17.	Members of the Croatian Defence Council - HVO	6730	3.248,82	07 01 26
TOTAL		177923	-	-

