

KEY INFORMATION ON THE CURRENT STATE OF THE CROATIAN PENSION INSURANCE SYSTEM - March 2020 (payment in April 2020)

Note: All amounts are expressed in the Croatian national currency (HRK). The thousands separator is a point and the decimal separator is a comma.

Type of pension	Number of beneficiaries	Average net pension	Average qualifying period (yy mm dd)	Average age (yy mm)	Not including international agreements					
					Number of beneficiaries	Average net pension	Average qualifying period (yy mm dd)	Average age (yy mm)	Net replacement rate in the Republic of Croatia	Proportion of beneficiaries in total pension beneficiaries according to the Pension Insurance Act
Pension beneficiaries entitled according to the Pension Insurance Act										
Old age pension	500393	2.731,32	31 07 22	74 10	411217	3.151,12	31 06 05	74 10	46,42	42,30
Old age pension for long-term insurees - Art. 35	33519	3.662,49	42 07 15	65 00	29288	3.862,58	42 07 18	64 11	56,89	3,01
Old age pension transformed from disability pension ¹	84305	2.409,44	24 10 29	73 09	72593	2.720,35	24 07 00	73 08	40,07	7,47
Total old age pension	618217	2.737,92	31 03 15	74 01	513098	3.130,79	31 01 18	74 01	46,12	52,78
Early pension	200537	2.620,29	35 11 09	67 04	164183	2.924,88	35 08 23	66 11	43,08	16,89
Early pension because of the employer's bankruptcy - Art. 36	321	2.865,99	35 06 22	62 01	312	2.877,70	35 06 23	62 01	42,39	0,03
Overall old age	819075	2.709,17	32 05 06	72 06	677593	3.080,78	32 03 00	72 04	45,38	69,70
Disability pension ¹	111625	2.057,40	21 11 12	61 04	105412	2.150,39	22 00 08	61 03	31,67	10,84
Survivor's pension	219384	2.063,64	28 04 07	72 09	189195	2.295,42	28 03 11	72 08	33,81	19,46
TOTAL	1150084	2.522,77	30 07 20	71 05	972200	2.827,07	30 04 13	71 02	41,64	
Average old age ZOMO pension with 40 or more years of qualifying period	102743	3.840,92	42 05 22	74 08	79987	4.664,76	42 05 18	74 04	68,71	
Total average ZOMO pension with 40 or more years of the qualifying period	195125	3.523,35	42 01 25	72 08	155828	4.137,68	42 01 27	72 05	60,95	16,03
Beneficiaries of the minimum pension retired according to ZOMO	259966	1.687,54	26 10 15	-	223711	1.840,40	26 06 10	-	27,11	23,01
Beneficiaries of the maximum pension retired according to the Maximum Pension Act	1748	7.125,93	37 06 15	-	1613	7.443,93	37 08 03	-	109,65	0,17

Number of beneficiaries not including Active Military Personnel (DVO), Police Officers (PO) and Authorised Officials (OSO).

¹ Application of Art. 175 par. 7 and Art. 58 of the Pension Insurance Act (Official Gazette 157/13, 151/14, 33/15, 93/15, 120/16, 18/18, 62/18, 115/18 and 102/19) and the application of Art. 36 and 202 of the Act on the Rights of Croatian Homeland War Veterans and their Family Members (Official Gazette 121/17) to beneficiaries who acquired their pension entitlements under general regulations, but whose pensions were determined according to the stated Act.

Type of pension	Number of beneficiaries	Average net pension	Average qualifying period (yy mm dd)	Average age (yy mm)	Not including international agreements					
					Number of beneficiaries	Average net pension	Average qualifying period (yy mm dd)	Average age (yy mm)	Net replacement rate in the Republic of Croatia	Proportion of NEW beneficiaries in the total of NEW pension beneficiaries according to the Pension Insurance Act
Pension beneficiaries entitled to pension FOR THE FIRST TIME in 2020 according to the Pension Insurance Act - NEW BENEFICIARIES										
Old age pension	3469	1.893,56	28 01 17	64 04	2230	2.578,32	28 01 05	64 01	37,98	32,13
Old age pension for long-term insurees - Art. 35	1544	3.175,61	42 03 02	61 09	1429	3.277,08	42 01 05	61 08	48,27	20,59
Total old age pension	5013	2.288,43	29 08 22	63 07	3659	2.851,21	30 00 09	63 02	42,00	52,72
Early pension	1000	2.342,92	36 07 01	59 07	763	2.732,41	36 02 08	59 03	40,25	10,99
Early pension because of the employer's bankruptcy - Art. 36	3	3.007,16	36 06 28	61 03	2	3.381,31	35 00 12	60 00	49,81	0,03
Overall old age	6016	2.297,85	31 01 13	62 11	4424	2.830,96	31 05 07	62 06	41,70	63,74
Disability pension	543	1.953,97	24 06 19	53 10	492	2.106,04	24 06 15	53 05	31,02	7,09
Survivor's pension	2460	2.127,37	29 11 18	63 07	2025	2.466,90	30 02 02	62 11	36,34	29,17
TOTAL	9019	2.230,65	30 03 22	62 06	6941	2.673,36	30 05 02	62 00	39,38	

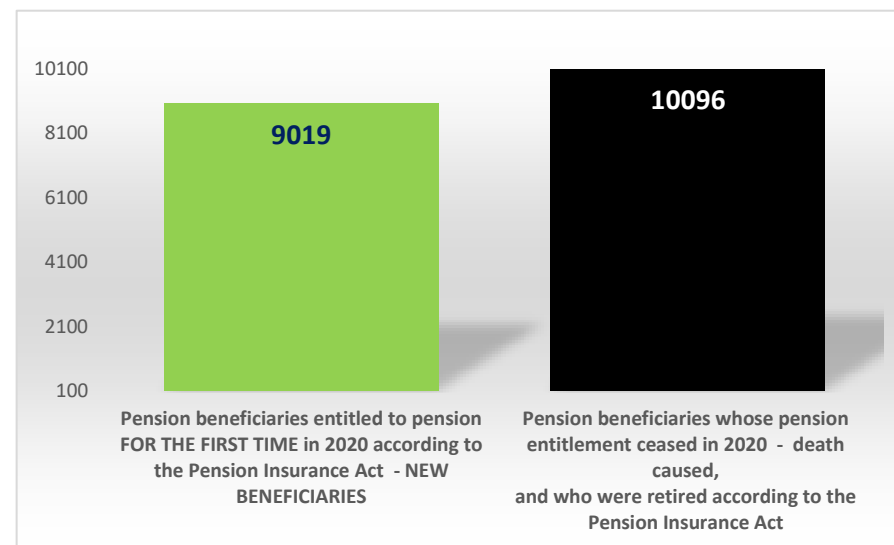
Number of beneficiaries not including pension beneficiaries entitled to pension for the first time and granted an advance payment and the beneficiaries receiving Active Military Personnel (DVO), Police Officers (PO) and Authorised Officials (OSO) pensions.

Type of pension	Number of beneficiaries	Average net pension	Average length of retirement (yy mm)
-----------------	-------------------------	---------------------	--------------------------------------

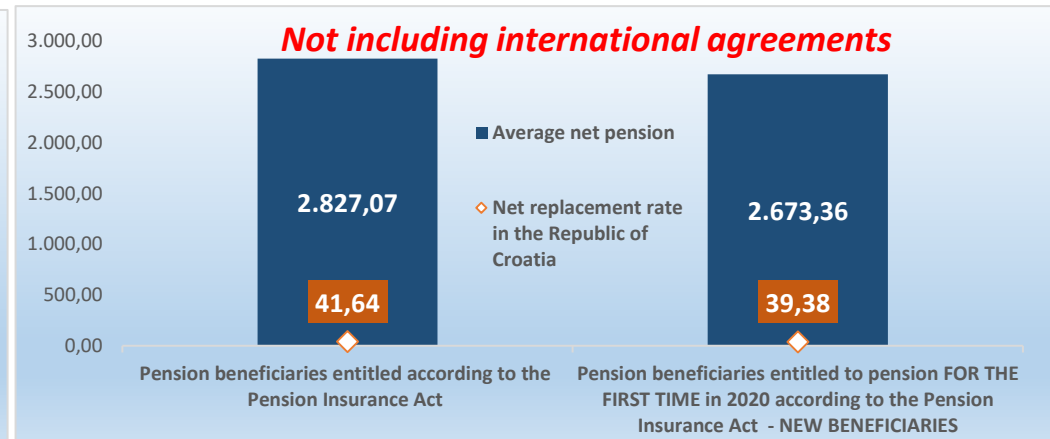
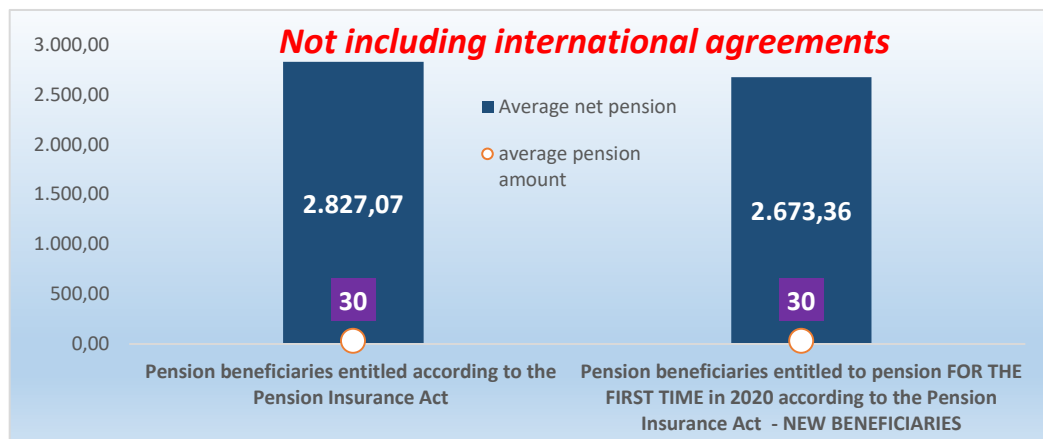
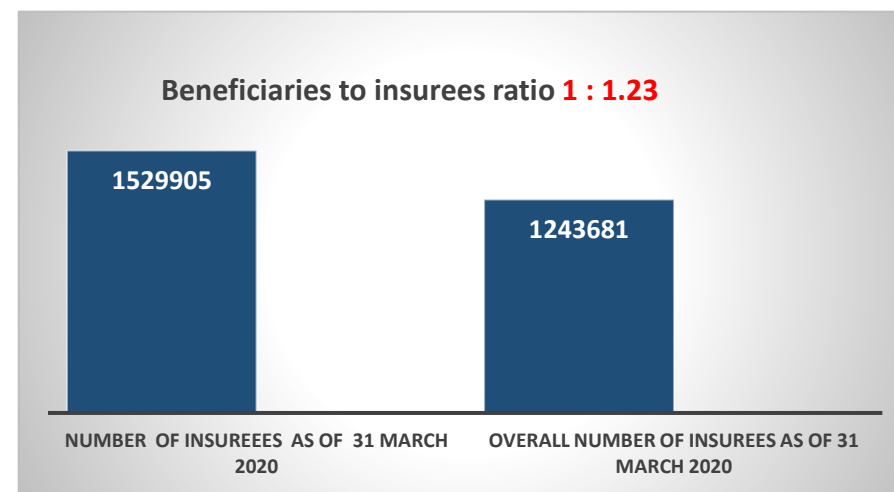
Pension beneficiaries whose pension entitlement ceased in 2020 - death caused, and who were retired according to the Pension Insurance Act

Old age	6706	2.565,70	21 06
Disability	868	2.270,62	19 04
Survivor's	2522	2.172,59	18 08
TOTAL	10096	2.442,13	-

Number of beneficiaries not including Active Military Personnel (DVO), Police Officers (PO) and Authorised Officials (OSO).



NUMBER of insurees as of 31 March 2020	1529905
OVERALL number of insurees as of 31 March 2020	1243681
Beneficiaries to insurees ratio	1:1,23
Average net wage in the Republic of Croatia for February 2020 (source: State Bureau of Statistics)	6.789
Current value of pension (CVP), 1 January 2020	68,45
Minimum value of pension per 1 year of qualifying period, 1 January 2020	68,45
Total pension expenditure in 2020 - in HRK billions (plan)	42,60
Total expenditure for 2020, incl. child benefit - in HRK billions (plan)	44,50



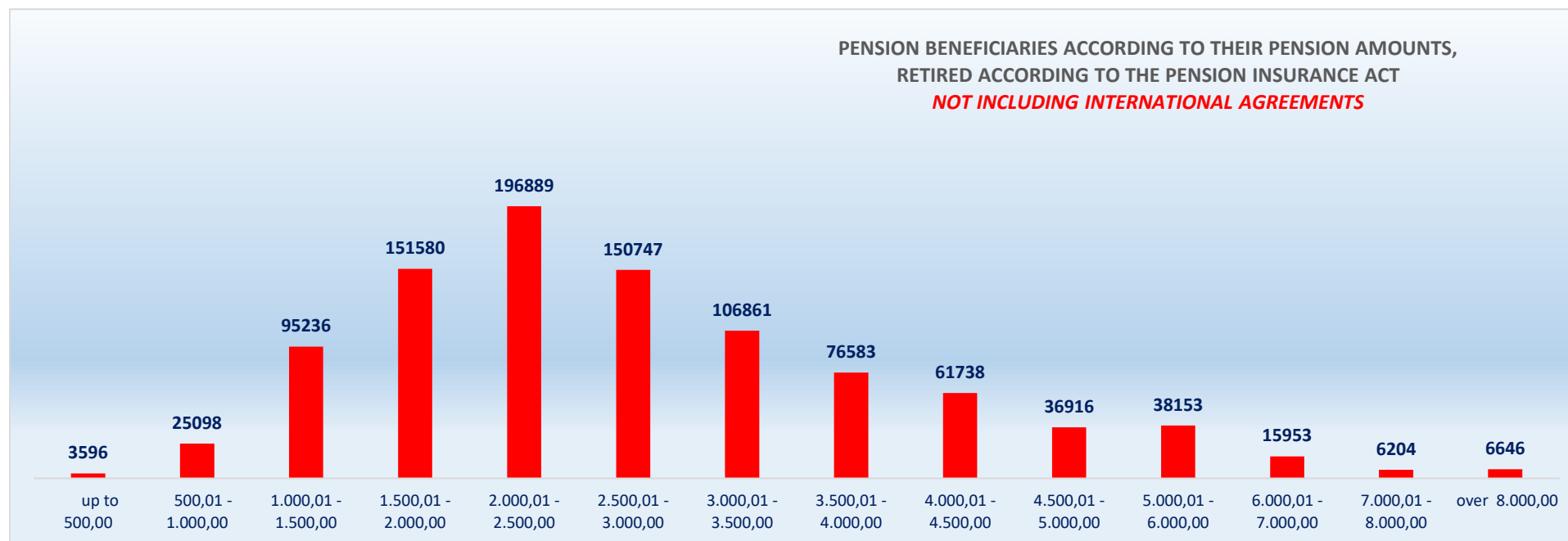
PENSION BENEFICIARIES ACCORDING TO TYPES AND AMOUNTS OF PENSION, RETIRED ACCORDING TO THE PENSION INSURANCE ACT

NOT INCLUDING INTERNATIONAL AGREEMENTS

situation: 31 March 2020

Pension amounts	Total			Old age pension			Disability pension			Survivor's pension		
	No of beneficiaries	Average pension	Average qualifying period	No of beneficiaries	Average pension	Average qualifying period	No of beneficiaries	Average pension	Average qualifying period	No of beneficiaries	Average pension	Average qualifying period
up to 500,00	3596	328,05	15 01 19	957	297,06	16 03 06	1976	338,75	14 02 28	663	340,89	16 03 09
500,01 - 1.000,00	25098	802,85	15 05 04	10516	792,01	16 05 06	4266	815,76	13 04 04	10316	808,55	15 03 15
1.000,01 - 1.500,00	95236	1.240,13	17 09 27	48307	1.238,49	18 01 22	13808	1.285,92	15 00 10	33121	1.223,42	18 06 03
1.500,01 - 2.000,00	151580	1.767,52	25 04 14	90512	1.773,17	25 11 05	29770	1.766,20	21 04 28	31298	1.752,43	27 06 27
2.000,01 - 2.500,00	196889	2.240,57	28 11 04	121257	2.248,46	30 00 05	26878	2.243,53	23 05 04	48754	2.219,30	29 02 27
2.500,01 - 3.000,00	150747	2.761,10	33 03 01	107793	2.770,27	34 02 18	15203	2.766,57	25 07 09	27751	2.722,47	33 08 28
3.000,01 - 3.500,00	106861	3.233,44	34 11 18	84282	3.237,44	35 05 17	7302	3.204,07	27 00 18	15277	3.225,37	35 11 03
3.500,01 - 4.000,00	76583	3.734,02	36 04 15	64915	3.736,23	36 08 28	3198	3.710,04	28 05 24	8470	3.726,16	36 04 17
4.000,01 - 4.500,00	61738	4.224,96	37 08 16	54162	4.228,05	38 00 05	1467	4.202,20	29 06 17	6109	4.203,03	36 08 12
4.500,01 - 5.000,00	36916	4.728,30	38 06 06	33408	4.728,32	38 09 13	624	4.731,02	29 04 12	2884	4.727,47	37 04 09
5.000,01 - 6.000,00	38153	5.437,01	38 04 25	34358	5.438,11	38 07 09	595	5.413,09	29 02 05	3200	5.429,60	37 11 08
6.000,01 - 7.000,00	15953	6.387,63	38 02 29	14711	6.395,39	38 03 24	224	6.382,41	29 04 15	1018	6.276,52	39 02 27
7.000,01 - 8.000,00	6204	7.444,49	38 11 28	5912	7.447,12	38 11 27	69	7.411,83	29 07 02	223	7.384,93	41 11 14
over 8.000,00	6646	9.229,89	40 08 18	6503	9.228,53	40 09 10	32	9.059,53	29 04 19	111	9.358,52	40 05 17
TOTAL	972200	2.827,07	30 04 13	677593	3.080,78	32 03 00	105412	2.150,39	22 00 08	189195	2.295,42	28 03 11

Number of beneficiaries not including Active Military Personnel (DVO), Police Officers (PO) and Authorised Officials (OSO).



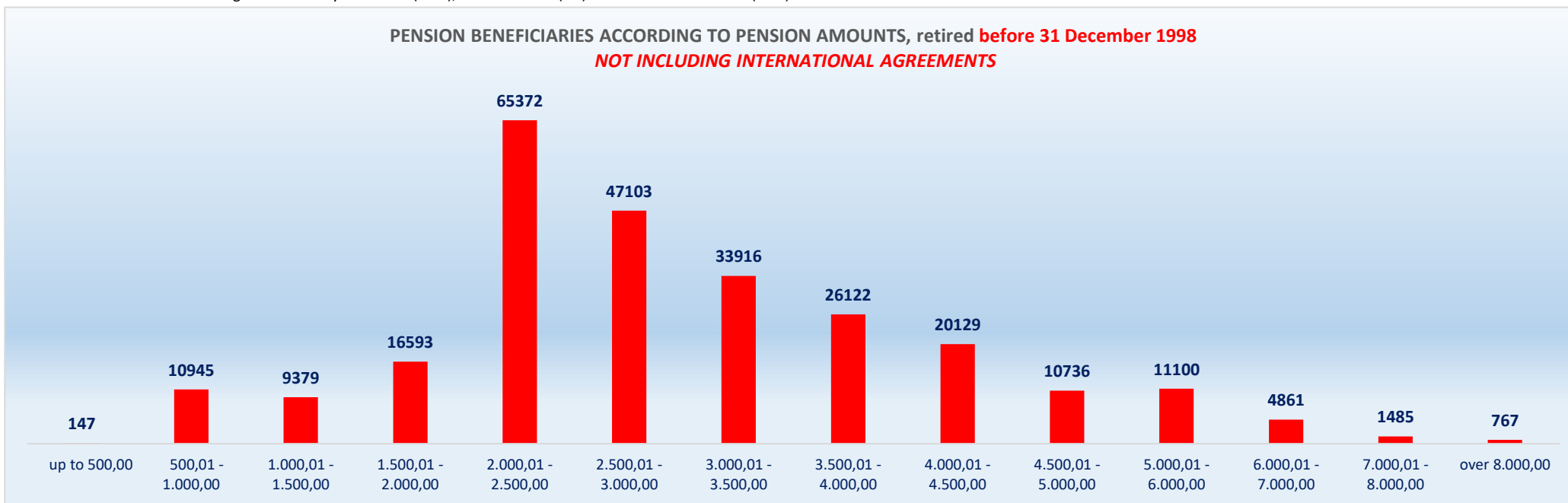
PENSION BENEFICIARIES ACCORDING TO TYPES AND AMOUNTS OF PENSION, retired before 31 December 1998
NOT INCLUDING INTERNATIONAL AGREEMENTS

situation: 31 March 2020

Pension amounts	Total			Old age pension			Disability pension			Survivor's pension		
	No of beneficiaries	Average pension	Average qualifying period	No of beneficiaries	Average pension	Average qualifying period	Average pension	Average pension	Average qualifying period	No of beneficiaries	Average pension	Average qualifying period
up to 500,00	147	387,68	13 06 07	43	308,20	19 11 11	2	434,95	04 11 09	102	420,25	10 11 26
500,01 - 1.000,00	10945	775,59	15 02 11	7884	771,49	16 05 13	209	791,36	10 01 20	2852	785,75	12 01 05
1.000,01 - 1.500,00	9379	1.267,41	17 05 07	4519	1.265,41	18 06 26	433	1.296,66	11 03 17	4427	1.266,58	16 10 19
1.500,01 - 2.000,00	16593	1.782,79	22 00 29	9541	1.788,45	22 05 20	983	1.797,68	15 00 02	6069	1.771,49	22 07 15
2.000,01 - 2.500,00	65372	2.224,54	24 05 22	41829	2.232,77	25 01 07	3941	2.206,33	14 01 25	19602	2.210,64	25 02 16
2.500,01 - 3.000,00	47103	2.785,04	31 04 00	37208	2.800,21	32 01 05	2300	2.795,06	20 09 00	7595	2.707,64	30 06 13
3.000,01 - 3.500,00	33916	3.242,25	32 07 17	28971	3.244,32	32 10 29	1320	3.240,10	23 04 17	3625	3.226,46	33 01 27
3.500,01 - 4.000,00	26122	3.731,85	33 08 05	23255	3.733,08	33 11 20	938	3.710,83	24 01 26	1929	3.727,22	33 09 22
4.000,01 - 4.500,00	20129	4.216,53	34 08 27	18017	4.219,30	34 11 10	566	4.199,99	26 06 00	1546	4.190,31	34 08 02
4.500,01 - 5.000,00	10736	4.727,94	35 00 12	9876	4.728,16	35 02 09	243	4.722,18	27 00 00	617	4.726,83	35 05 27
5.000,01 - 6.000,00	11100	5.434,08	34 10 27	10322	5.435,87	34 11 22	200	5.430,22	26 03 04	578	5.403,50	36 06 25
6.000,01 - 7.000,00	4861	6.399,71	35 00 03	4630	6.408,76	35 00 25	89	6.365,84	28 10 11	142	6.126,05	36 11 11
7.000,01 - 8.000,00	1485	7.420,18	35 11 02	1438	7.421,63	36 00 27	35	7.409,68	28 06 27	12	7.277,66	37 10 01
over 8.000,00	767	8.394,55	36 06 04	751	8.386,90	36 07 26	15	8.697,47	28 10 00	1	9.594,05	45 07 02
UKUPNO	258655	3.010,14	28 10 07	198284	3.191,05	30 02 16	11274	2.744,67	18 02 10	49097	2.340,47	25 06 17

Number of beneficiaries not including Active Military Personnel (DVO), Police Officers (PO) and Authorised Officials (OSO).

PENSION BENEFICIARIES ACCORDING TO PENSION AMOUNTS, retired before 31 December 1998
NOT INCLUDING INTERNATIONAL AGREEMENTS

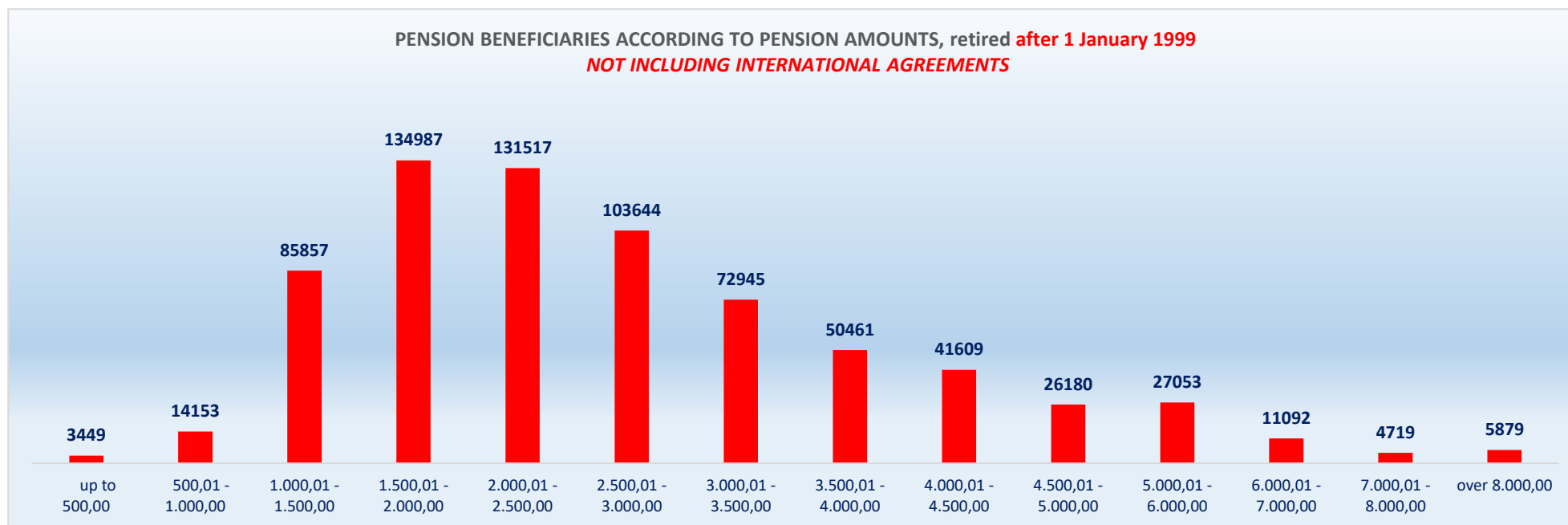


PENSION BENEFICIARIES ACCORDING TO TYPES AND AMOUNTS OF PENSION, retired after 1 January 1999
NOT INCLUDING INTERNATIONAL AGREEMENTS

situation: 31 March 2020

Pension amounts	Total			Old age pension			Disability pension			Survivor's pension		
	No of beneficiaries	Average pension	Average qualifying period	No of beneficiaries	Average pension	Average qualifying period	Average pension	Average pension	Average qualifying period	No of beneficiaries	Average pension	Average qualifying period
up to 500,00	3449	325,51	15 02 14	914	296,54	16 00 28	1974	338,65	14 03 02	561	326,46	17 02 26
500,01 - 1.000,00	14153	823,92	15 07 10	2632	853,44	16 04 12	4057	817,02	13 06 04	7464	817,27	16 06 07
1.000,01 - 1.500,00	85857	1.237,15	17 10 12	43788	1.235,71	18 01 06	13375	1.285,57	15 01 24	28694	1.216,77	18 09 05
1.500,01 - 2.000,00	134987	1.765,64	25 09 13	80971	1.771,37	26 04 00	28787	1.765,12	21 07 18	25229	1.747,85	28 09 08
2.000,01 - 2.500,00	131517	2.248,53	31 01 25	79428	2.256,72	32 07 23	22937	2.249,93	25 00 06	29152	2.225,12	32 00 00
2.500,01 - 3.000,00	103644	2.750,22	34 01 17	70585	2.754,49	35 04 09	12903	2.761,49	26 05 03	20156	2.728,06	34 10 23
3.000,01 - 3.500,00	72945	3.229,34	36 00 13	55311	3.233,84	36 09 26	5982	3.196,12	27 08 16	11652	3.225,03	36 08 25
3.500,01 - 4.000,00	50461	3.735,15	37 09 04	41660	3.737,99	38 03 13	2260	3.709,71	29 10 08	6541	3.725,85	37 01 15
4.000,01 - 4.500,00	41609	4.229,03	39 01 15	36145	4.232,41	39 06 19	901	4.203,59	30 11 23	4563	4.207,33	37 04 14
4.500,01 - 5.000,00	26180	4.728,44	39 11 10	23532	4.728,38	40 03 12	381	4.736,66	30 09 03	2267	4.727,64	37 10 18
5.000,01 - 6.000,00	27053	5.438,21	39 10 07	24036	5.439,08	40 02 03	395	5.404,42	30 07 07	2622	5.435,35	38 02 24
6.000,01 - 7.000,00	11092	6.382,33	39 08 08	10081	6.389,26	39 10 00	135	6.393,33	29 08 20	876	6.300,91	39 07 15
7.000,01 - 8.000,00	4719	7.452,14	39 11 20	4474	7.455,32	39 11 08	34	7.414,04	30 07 18	211	7.391,03	42 02 06
over 8.000,00	5879	9.338,87	41 03 06	5752	9.338,42	41 03 24	17	9.379,00	29 10 19	110	9.356,38	40 05 00
UKUPNO	713545	2.760,70	30 11 05	479309	3.035,17	33 01 06	94138	2.079,21	22 05 14	140098	2.279,63	29 02 24

Number of beneficiaries not including Active Military Personnel (DVO), Police Officers (PO) and Authorised Officials (OSO).



BENEFICIARIES WHOSE PENSIONS WERE APPROVED AND/OR DETERMINED UNDER SPECIAL REGULATIONS

situation: 31 March 2020

No	Type of beneficiary	No of beneficiaries	Average pension	Average qualifying period
0	1	2	3	4
1.	Authorised officials in internal affairs, judicial officers and workers engaged in demining work: a) authorised officials in internal affairs and the judiciary retired according to the regulations in force until entry in force of the Act on the Rights Arising from Pension Insurance of Active Military Personnel (DVO), Police Officers (PO) and Authorised Officials (OSO) b) police officers and authorized officials with special duties and authorizations within the security and intelligence system of the Republic of Croatia who retired according to the Act on the Rights Arising from Pension Insurance of Active Military Personnel, Police Officers and Authorised Officials (DVO, PS and OSO) c) workers engaged in demining work	8480	4.375,86	32 00 26
		8424	4.277,27	34 08 26
		544	4.226,51	31 01 22
2.	Active military personnel - DVO	15627	3.908,79	30 07 29
3.	Croatian Homeland Army veterans mobilised from 1941 to 1945	3902	2.500,25	33 00 10
4.	Former political prisoners	2776	3.992,73	33 01 09
5.	Croatian Veterans from the Homeland War - ZOHBDR (Act on the Rights of Croatian Homeland War Veterans and their Family Members)	71245	5.956,56	18 07 26
6.	Pensions approved under general regulations and determined according to the Act on the Rights of Croatian Homeland War Veterans and their Family Members (ZOHBDR), in 2017 (Art. 27, 35, 48 and 49, paragraph 2)	43258	2.777,33	28 06 09
7.	Former Yugoslav People's Army members - JNA	5337	3.317,43	-
8.	Former Yugoslav People's Army members - JNA - Art. 185 of Pension Insurance Act (ZOMO)	143	3.208,08	37 07 26
9.	National Liberation War veterans - NOR	9355	2.939,42	29 04 16
10.	Members of the Croatian Parliament, members of the Government, judges of the Constitutional Court and the Auditor General	673	10.075,01	33 01 06
11.	Members of the Parliamentary Executive Council and administratively retired federal civil servants (relates to the former SFRY)	93	3.347,88	28 05 06
12.	Former officials of federal bodies o the former SFRJ - Article 38 of the Pension Insurance Act (ZOMO)	31	3.902,11	-
13.	Full members of the Croatian Academy of Sciences and Arts - HAZU	140	9.167,34	41 11 16
14.	Miners from the Istrian coal mines "Tupljak" d.d. Labin	254	3.956,85	29 08 13
15.	Workers professionally exposed to asbestos	866	3.208,56	27 09 03
16.	Insurees - crew members on a ship in international and national navigation - Article 129, paragraph 2 of the Maritime Code	182	2.127,49	29 02 08
17.	Members of the Croatian Defence Council - HVO	6725	3.280,05	07 01 12
TOTAL		178055	-	-

