

KEY INFORMATION ON THE CURRENT STATE OF THE CROATIAN PENSION INSURANCE SYSTEM - May 2020 (payment in June 2020)

Note: All amounts are expressed in the Croatian national currency (HRK). The thousands separator is a point and the decimal separator is a comma.

Type of pension	Number of beneficiaries	Average net pension	Average qualifying period (yy mm dd)	Average age (yy mm)	Not including international agreements					
					Number of beneficiaries	Average net pension	Average qualifying period (yy mm dd)	Average age (yy mm)	Net replacement rate in the Republic of Croatia	Proportion of beneficiaries in total pension beneficiaries according to the Pension Insurance Act
Pension beneficiaries entitled according to the Pension Insurance Act										
Old age pension	499963	2.732,56	31 08 01	74 10	410540	3.154,59	31 06 17	74 10	47,64	42,25
Old age pension for long-term insurees - Art. 35	34615	3.663,63	42 07 06	65 01	30280	3.862,35	42 07 07	65 00	58,33	3,12
Old age pension transformed from disability pension ¹	84218	2.409,00	24 10 24	73 10	72560	2.718,62	24 06 26	73 08	41,05	7,47
Total old age pension	618796	2.740,61	31 04 05	74 02	513380	3.134,71	31 02 12	74 01	47,34	52,83
Early pension	201323	2.623,55	35 11 14	67 05	164965	2.927,20	35 08 29	67 00	44,20	16,98
Early pension because of the employer's bankruptcy - Art. 36	327	2.863,74	35 06 13	62 02	318	2.875,14	35 06 14	62 02	43,42	0,03
Overall old age	820446	2.711,93	32 05 22	72 06	678663	3.084,15	32 03 20	72 04	46,57	69,84
Disability pension ¹	110631	2.056,39	21 11 09	61 06	104489	2.149,08	22 00 04	61 04	32,45	10,75
Survivor's pension	218892	2.063,07	28 04 11	72 09	188618	2.296,09	28 03 14	72 08	34,67	19,41
TOTAL	1149969	2.525,36	30 08 09	71 06	971770	2.830,65	30 05 04	71 03	42,75	
Average old age ZOMO pension with 40 or more years of qualifying period	104105	3.855,64	42 06 04	74 07	81334	4.670,17	42 06 03	74 03	70,53	
Total average ZOMO pension with 40 or more years of the qualifying period	198632	3.532,28	42 02 02	72 06	159147	4.137,97	42 02 05	72 04	62,49	16,38
Beneficiaries of the minimum pension retired according to ZOMO	262465	1.692,62	26 11 09	-	225983	1.845,63	26 07 08	-	27,87	23,25
Beneficiaries of the maximum pension retired according to the Maximum Pension Act	1762	7.144,97	37 07 01	-	1623	7.467,23	37 08 20	-	112,76	0,17

Number of beneficiaries not including Active Military Personnel (DVO), Police Officers (PO) and Authorised Officials (OSO).

¹ Application of Art. 175 par. 7 and Art. 58 of the Pension Insurance Act (Official Gazette 157/13, 151/14, 33/15, 93/15, 120/16, 18/18, 62/18, 115/18 and 102/19) and the application of Art. 36 and 202 of the Act on Croatian Homeland War Veterans and Their Family Members (Official Gazette 121/17) to beneficiaries who acquired their pension entitlements under general regulations, but whose pensions were determined according to the stated Act.

Type of pension	Number of beneficiaries	Average net pension	Average qualifying period (yy mm dd)	Average age (yy mm)	Not including international agreements					
					Number of beneficiaries	Average net pension	Average qualifying period (yy mm dd)	Average age (yy mm)	Net replacement rate in the Republic of Croatia	Proportion of NEW beneficiaries in the total of NEW pension beneficiaries according to the Pension Insurance Act
Pension beneficiaries entitled to pension FOR THE FIRST TIME in 2020 according to the Pension Insurance Act - NEW BENEFICIARIES										
Old age pension	9298	2.535,29	30 11 08	64 04	7253	3.052,93	31 07 19	64 02	46,10	44,24
Old age pension for long-term insurees - Art. 35	2633	3.384,57	42 02 06	61 08	2412	3.501,68	42 01 21	61 08	52,88	14,71
Total old age pension	11931	2.722,72	33 02 19	63 09	9665	3.164,92	34 00 20	63 07	47,79	58,95
Early pension	2993	2.775,28	37 00 00	59 11	2622	2.983,39	36 10 26	59 10	45,05	15,99
Early pension because of the employer's bankruptcy - Art. 36	12	2.716,78	35 03 28	59 03	11	2.758,41	34 11 10	58 10	41,66	0,07
Overall old age	14936	2.733,25	34 00 02	63 00	12298	3.125,85	34 08 06	62 09	47,20	75,01
Disability pension	895	1.946,58	24 04 22	54 01	805	2.103,91	24 06 00	53 07	31,77	4,91
Survivor's pension	3991	2.124,30	29 09 21	62 09	3292	2.452,52	29 11 11	61 08	37,04	20,08
TOTAL	19822	2.575,12	32 08 14	62 06	16395	2.940,47	33 02 13	62 01	44,40	

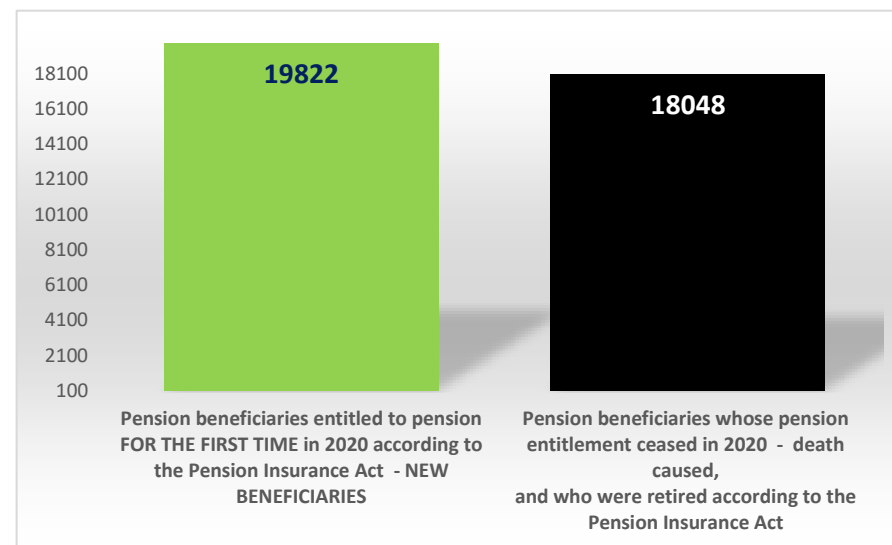
Number of beneficiaries not including pension beneficiaries entitled to pension for the first time and granted an advance payment and the beneficiaries receiving Active Military Personnel (DVO), Police Officers (PO) and Authorised Officials (OSO) pensions.

Type of pension	Number of beneficiaries	Average net pension	Average length of retirement (yy mm)
-----------------	-------------------------	---------------------	--------------------------------------

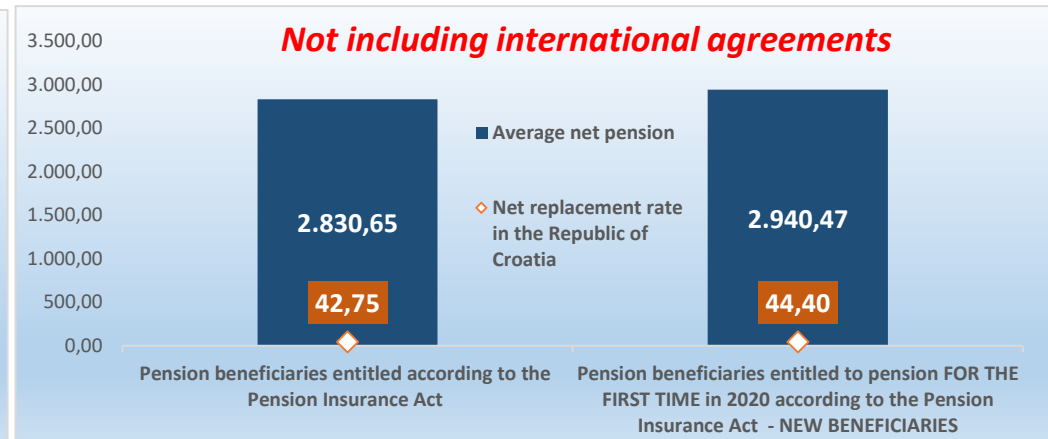
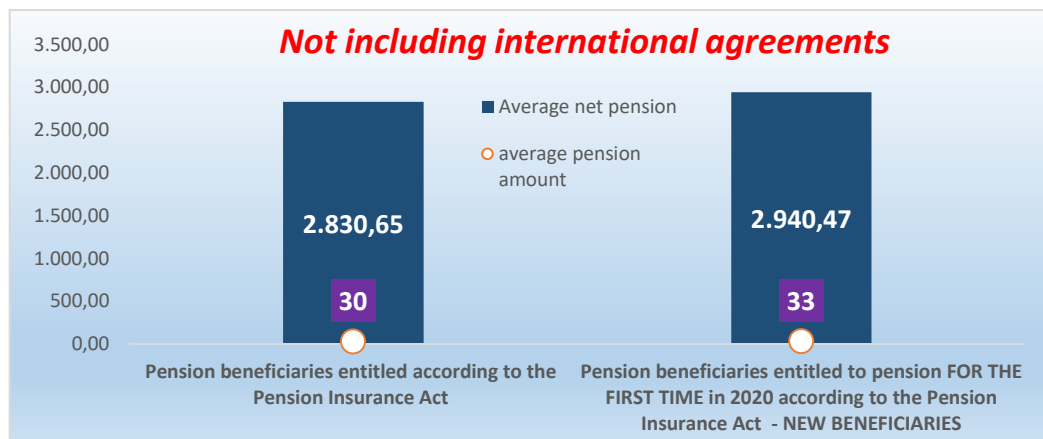
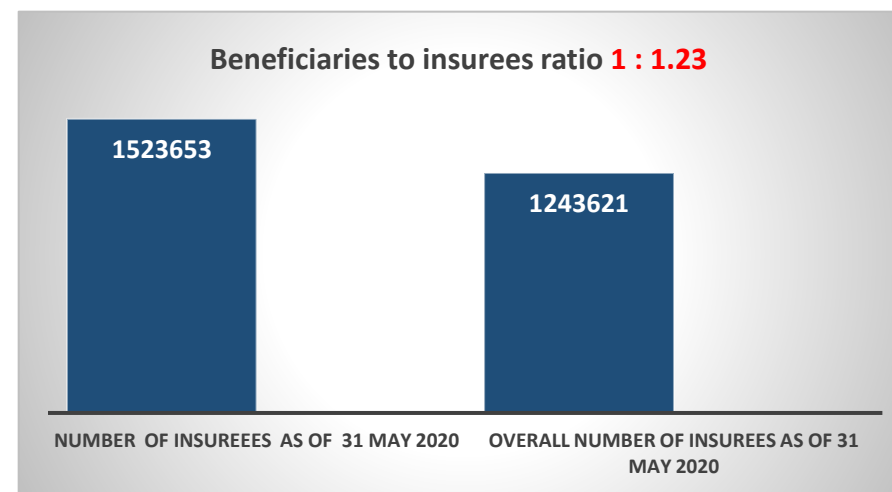
Pension beneficiaries whose pension entitlement ceased in 2020 - death caused, and who were retired according to the Pension Insurance Act

Old age	12005	2.578,57	21 05
Disability	1591	2.287,49	19 03
Survivor's	4452	2.175,24	18 08
TOTAL	18048	2.453,42	-

Number of beneficiaries not including Active Military Personnel (DVO), Police Officers (PO) and Authorised Officials (OSO).



NUMBER of insurees as of 31 May 2020	1523653
OVERALL number of insurees as of 31 May 2020	1243621
Beneficiaries to insurees ratio	1:1,23
Average net wage in the Republic of Croatia for April 2020 (source: State Bureau of Statistics)	6.622
Current value of pension (CVP), 1 January 2020	68,45
Minimum value of pension per 1 year of qualifying period, 1 January 2020	68,45
Total pension expenditure in 2020 - in HRK billions (plan)	42,60
Total expenditure for 2020, incl. child benefit - in HRK billions (plan)	44,50



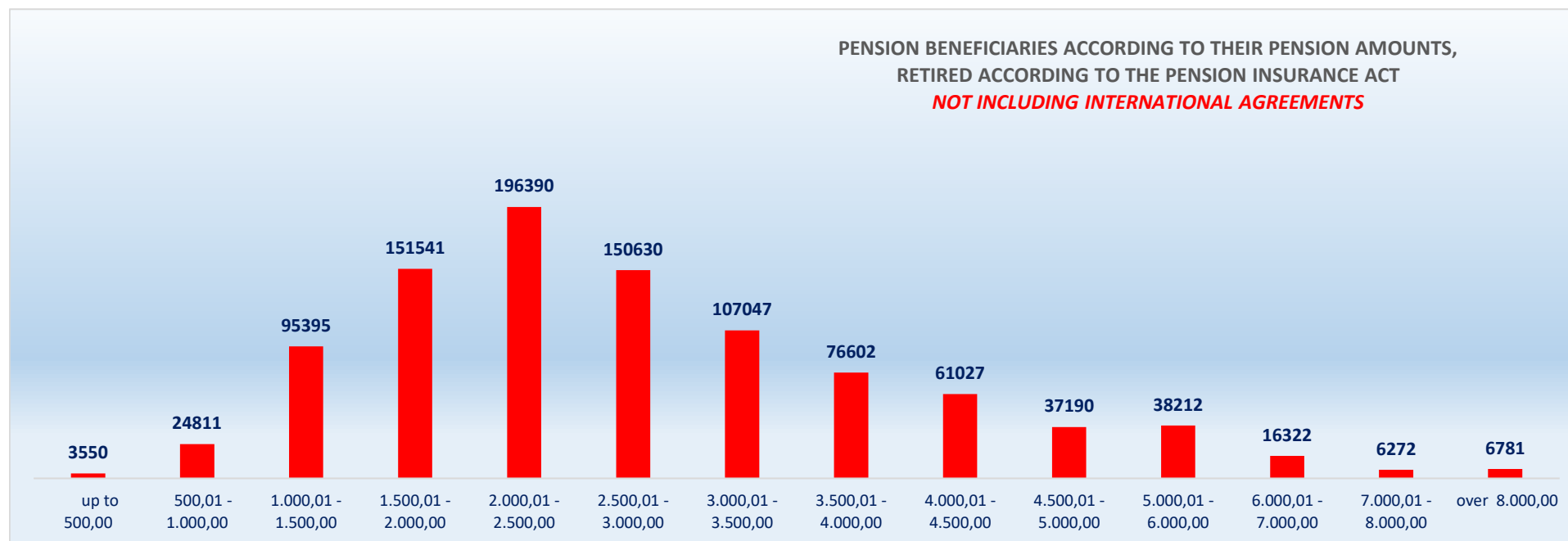
PENSION BENEFICIARIES ACCORDING TO TYPES AND AMOUNTS OF PENSION, RETIRED ACCORDING TO THE PENSION INSURANCE ACT

NOT INCLUDING INTERNATIONAL AGREEMENTS

situation: 31 May 2020

Pension amounts	Total			Old age pension			Disability pension			Survivor's pension		
	No of beneficiaries	Average pension	Average qualifying period	No of beneficiaries	Average pension	Average qualifying period	No of beneficiaries	Average pension	Average qualifying period	No of beneficiaries	Average pension	Average qualifying period
up to 500,00	3550	328,34	15 01 03	951	297,41	16 03 06	1940	339,06	14 01 28	659	341,41	16 02 27
500,01 - 1.000,00	24811	803,24	15 04 29	10309	792,53	16 05 03	4243	815,96	13 03 26	10259	808,73	15 03 13
1.000,01 - 1.500,00	95395	1.240,31	17 09 24	48519	1.238,76	18 01 17	13754	1.286,00	15 00 01	33122	1.223,61	18 06 03
1.500,01 - 2.000,00	151541	1.767,67	25 04 15	90740	1.773,42	25 11 02	29579	1.766,11	21 04 27	31222	1.752,44	27 06 28
2.000,01 - 2.500,00	196390	2.240,79	28 11 23	121289	2.248,85	30 00 24	26573	2.243,41	23 05 11	48528	2.219,21	29 03 05
2.500,01 - 3.000,00	150630	2.761,78	33 03 21	107979	2.771,08	34 03 06	15031	2.766,90	25 07 07	27620	2.722,63	33 09 05
3.000,01 - 3.500,00	107047	3.233,57	35 00 06	84569	3.237,56	35 06 11	7240	3.203,91	27 00 21	15238	3.225,56	35 11 05
3.500,01 - 4.000,00	76602	3.734,34	36 05 10	64997	3.736,58	36 09 24	3158	3.710,08	28 06 04	8447	3.726,20	36 04 20
4.000,01 - 4.500,00	61027	4.228,42	37 09 01	53565	4.231,56	38 00 20	1444	4.204,02	29 06 12	6018	4.206,39	36 08 15
4.500,01 - 5.000,00	37190	4.728,15	38 06 25	33678	4.728,27	38 10 02	616	4.732,00	29 04 11	2896	4.725,87	37 04 11
5.000,01 - 6.000,00	38212	5.435,72	38 05 10	34420	5.437,04	38 07 26	587	5.416,01	29 01 07	3205	5.425,18	37 10 24
6.000,01 - 7.000,00	16322	6.385,36	38 03 21	15039	6.393,32	38 04 16	222	6.385,72	29 05 03	1061	6.272,47	39 02 09
7.000,01 - 8.000,00	6272	7.444,71	39 00 03	5976	7.447,37	39 00 02	69	7.412,14	29 10 10	227	7.384,66	41 11 12
over 8.000,00	6781	9.240,47	40 09 03	6632	9.239,97	40 09 28	33	9.045,11	29 01 13	116	9.325,01	40 02 03
TOTAL	971770	2.830,65	30 05 04	678663	3.084,15	32 03 20	104489	2.149,08	22 00 04	188618	2.296,09	28 03 14

Number of beneficiaries not including Active Military Personnel (DVO), Police Officers (PO) and Authorised Officials (OSO).



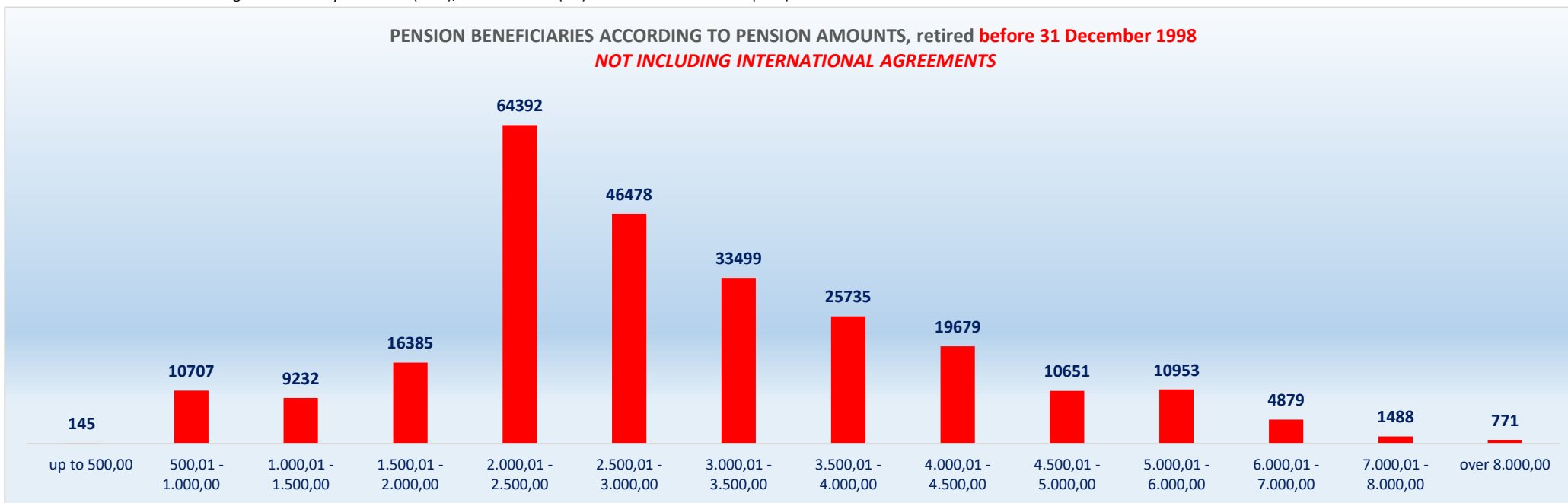
PENSION BENEFICIARIES ACCORDING TO TYPES AND AMOUNTS OF PENSION, retired before 31 December 1998
NOT INCLUDING INTERNATIONAL AGREEMENTS

situation: 31 May 2020

Pension amounts	Total			Old age pension			Disability pension			Survivor's pension		
	No of beneficiaries	Average pension	Average qualifying period	No of beneficiaries	Average pension	Average qualifying period	Average pension	Average pension	Average qualifying period	No of beneficiaries	Average pension	Average qualifying period
up to 500,00	145	388,97	13 06 00	43	315,06	20 00 18	1	378,47	02 09 12	101	420,54	10 09 25
500,01 - 1.000,00	10707	775,61	15 02 04	7700	771,59	16 05 09	207	791,89	10 01 23	2800	785,46	12 00 26
1.000,01 - 1.500,00	9232	1.267,40	17 05 04	4443	1.265,62	18 06 17	425	1.295,49	11 03 14	4364	1.266,48	16 10 22
1.500,01 - 2.000,00	16385	1.782,88	22 00 27	9449	1.788,71	22 05 14	943	1.797,31	14 11 20	5993	1.771,41	22 07 12
2.000,01 - 2.500,00	64392	2.224,66	24 05 19	41267	2.232,87	25 00 28	3821	2.206,22	14 01 08	19304	2.210,75	25 02 15
2.500,01 - 3.000,00	46478	2.785,02	31 03 28	36753	2.800,05	32 00 29	2250	2.796,28	20 08 22	7475	2.707,74	30 06 26
3.000,01 - 3.500,00	33499	3.242,12	32 07 12	28642	3.244,14	32 10 23	1288	3.241,10	23 04 16	3569	3.226,25	33 01 23
3.500,01 - 4.000,00	25735	3.731,80	33 08 02	22914	3.732,98	33 11 16	920	3.711,08	24 02 25	1901	3.727,58	33 09 19
4.000,01 - 4.500,00	19679	4.220,03	34 08 16	17617	4.222,87	34 10 29	557	4.199,39	26 05 10	1505	4.194,41	34 08 04
4.500,01 - 5.000,00	10651	4.727,88	35 00 07	9802	4.728,36	35 02 06	243	4.723,53	26 11 09	606	4.721,92	35 04 25
5.000,01 - 6.000,00	10953	5.434,12	34 10 18	10179	5.436,27	34 11 12	191	5.424,00	26 00 18	583	5.399,91	36 05 28
6.000,01 - 7.000,00	4879	6.400,57	35 00 04	4649	6.409,20	35 00 27	90	6.364,41	29 00 17	140	6.137,43	36 09 04
7.000,01 - 8.000,00	1488	7.421,64	35 10 22	1442	7.422,99	36 00 13	34	7.410,44	28 09 22	12	7.291,58	37 10 01
over 8.000,00	771	8.400,09	36 05 15	754	8.392,69	36 07 14	16	8.672,97	28 03 25	1	9.615,03	45 07 02
UKUPNO	254994	3.012,94	28 10 05	195654	3.193,88	30 02 12	10986	2.749,54	18 02 08	48354	2.340,67	25 06 16

Number of beneficiaries not including Active Military Personnel (DVO), Police Officers (PO) and Authorised Officials (OSO).

PENSION BENEFICIARIES ACCORDING TO PENSION AMOUNTS, retired before 31 December 1998
NOT INCLUDING INTERNATIONAL AGREEMENTS

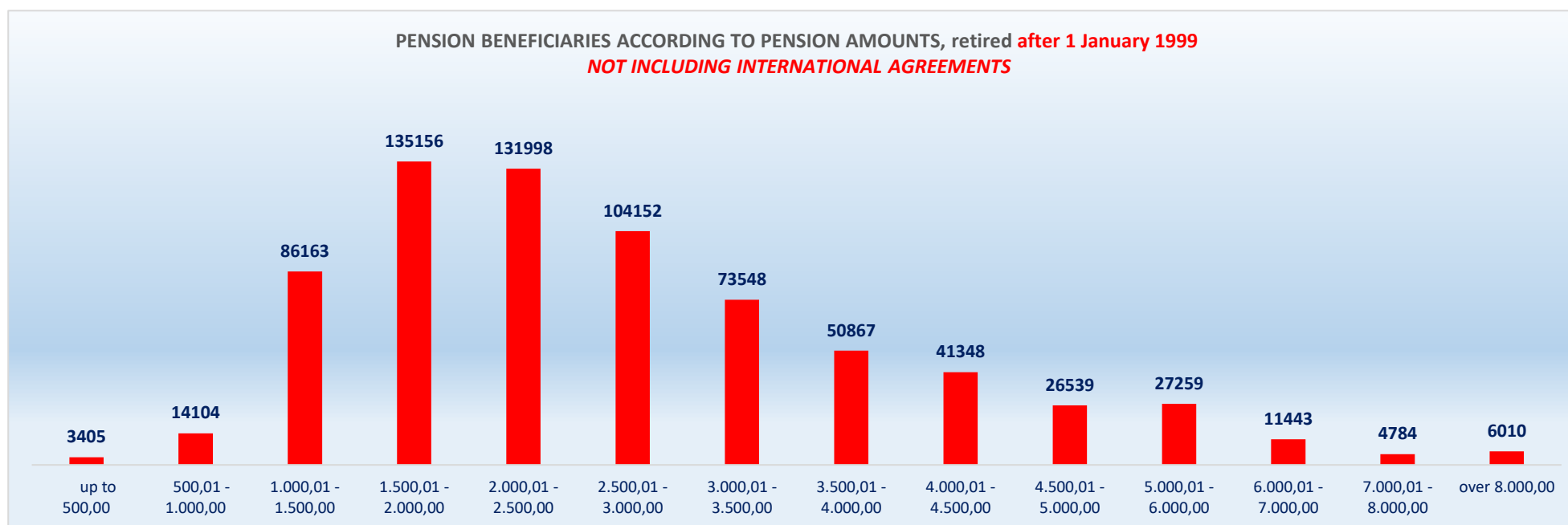


PENSION BENEFICIARIES ACCORDING TO TYPES AND AMOUNTS OF PENSION, retired after 1 January 1999
NOT INCLUDING INTERNATIONAL AGREEMENTS

situation: 31 May 2020

Pension amounts	Total			Old age pension			Disability pension			Survivor's pension		
	No of beneficiaries	Average pension	Average qualifying period	No of beneficiaries	Average pension	Average qualifying period	Average pension	Average pension	Average qualifying period	No of beneficiaries	Average pension	Average qualifying period
up to 500,00	3405	325,76	15 01 28	908	296,58	16 00 26	1939	339,04	14 02 00	558	327,09	17 02 22
500,01 - 1.000,00	14104	824,21	15 07 05	2609	854,34	16 04 10	4036	817,20	13 05 25	7459	817,47	16 06 01
1.000,01 - 1.500,00	86163	1.237,41	17 10 09	44076	1.236,05	18 01 02	13329	1.285,70	15 01 15	28758	1.217,10	18 09 03
1.500,01 - 2.000,00	135156	1.765,83	25 09 11	81291	1.771,64	26 03 26	28636	1.765,08	21 07 14	25229	1.747,93	28 09 04
2.000,01 - 2.500,00	131998	2.248,66	31 02 06	80022	2.257,09	32 08 01	22752	2.249,65	25 00 04	29224	2.224,80	31 11 26
2.500,01 - 3.000,00	104152	2.751,41	34 02 08	71226	2.756,13	35 04 27	12781	2.761,73	26 04 28	20145	2.728,15	34 10 21
3.000,01 - 3.500,00	73548	3.229,68	36 01 06	55927	3.234,19	36 10 18	5952	3.195,86	27 08 15	11669	3.225,34	36 08 23
3.500,01 - 4.000,00	50867	3.735,63	37 09 27	42083	3.738,54	38 04 05	2238	3.709,66	29 10 06	6546	3.725,80	37 01 16
4.000,01 - 4.500,00	41348	4.232,42	39 01 29	35948	4.235,81	39 07 02	887	4.206,92	30 11 23	4513	4.210,38	37 04 13
4.500,01 - 5.000,00	26539	4.728,25	39 11 25	23876	4.728,24	40 03 23	373	4.737,51	30 09 26	2290	4.726,92	37 10 24
5.000,01 - 6.000,00	27259	5.436,36	39 10 17	24241	5.437,36	40 02 14	396	5.412,16	30 06 05	2622	5.430,80	38 02 13
6.000,01 - 7.000,00	11443	6.378,87	39 08 20	10390	6.386,21	39 10 12	132	6.400,25	29 08 06	921	6.293,00	39 06 26
7.000,01 - 8.000,00	4784	7.451,89	39 11 23	4534	7.455,13	39 11 11	35	7.413,79	30 10 18	215	7.389,86	42 02 01
over 8.000,00	6010	9.348,28	41 03 20	5878	9.348,65	41 04 11	17	9.395,37	29 10 19	115	9.322,49	40 01 15
UKUPNO	716776	2.765,80	30 11 29	483009	3.039,70	33 01 27	93503	2.078,53	22 05 07	140264	2.280,73	29 02 22

Number of beneficiaries not including Active Military Personnel (DVO), Police Officers (PO) and Authorised Officials (OSO).



BENEFICIARIES WHOSE PENSIONS WERE APPROVED AND/OR DETERMINED UNDER SPECIAL REGULATIONS

situation: 31 May 2020

No	Type of beneficiary	No of beneficiaries	Average pension	Average qualifying period
0	1	2	3	4
1.	Authorised officials in internal affairs, judicial officers and workers engaged in demining work: a) authorised officials in internal affairs and the judiciary retired according to the regulations in force until entry in force of the Act on the Rights Arising from Pension Insurance of Active Military Personnel (DVO), Police Officers (PO) and Authorised Officials (OSO) b) police officers and authorized officials with special duties and authorizations within the security and intelligence system of the Republic of Croatia who retired according to the Act on the Rights Arising from Pension Insurance of Active Military Personnel, Police Officers and Authorised Officials (DVO, PS and OSO) c) workers engaged in demining work	8425	4.383,16	32 00 22
		8442	4.286,58	34 10 05
		558	4.222,46	31 01 01
2.	Active military personnel - DVO	15756	3.915,03	30 08 16
3.	Croatian Homeland Army veterans mobilised from 1941 to 1945	3783	2.499,03	33 00 13
4.	Former political prisoners	2748	3.997,49	33 01 11
5.	Croatian Veterans from the Homeland War - ZOHBDR (Act on Croatian Homeland War Veterans and Their Family Members)	71193	5.953,62	18 07 25
6.	Pensions approved under general regulations and determined according to the Act on the Rights of Croatian Homeland War Veterans and their Family Members (ZOHBDR), in 2017 (Art. 27, 35, 48 and 49, paragraph 2)	44387	2.787,78	28 08 18
7.	Former Yugoslav People's Army members - JNA	5245	3.314,75	-
8.	Former Yugoslav People's Army members - JNA - Art. 185 of Pension Insurance Act (ZOMO)	145	3.209,99	37 08 17
9.	National Liberation War veterans - NOR	9101	2.940,64	29 04 23
10.	Members of the Croatian Parliament, members of the Government, judges of the Constitutional Court and the Auditor General	673	10.077,22	33 01 07
11.	Members of the Parliamentary Executive Council and administratively retired federal civil servants (relates to the former SFRY)	92	3.362,76	28 05 06
12.	Former officials of federal bodies o the former SFRJ - Article 38 of the Pension Insurance Act (ZOMO)	30	3.877,71	-
13.	Full members of the Croatian Academy of Sciences and Arts - HAZU	138	9.169,62	41 11 16
14.	Miners from the Istrian coal mines "Tupljak" d.d. Labin	254	3.958,54	29 08 13
15.	Workers professionally exposed to asbestos	865	3.206,63	27 09 04
16.	Insurees - crew members on a ship in international and national navigation - Article 129, paragraph 2 of the Maritime Code	183	2.129,89	29 01 09
17.	Members of the Croatian Defence Council - HVO	6703	3.284,92	07 01 09
TOTAL		178721	-	-

