

KEY INFORMATION ON THE CURRENT STATE OF THE CROATIAN PENSION INSURANCE SYSTEM - July 2020 (payment in August 2020)

Note: All amounts are expressed in the Croatian national currency (HRK). The thousands separator is a point and the decimal separator is a comma.

Type of pension	Number of beneficiaries	Average net pension	Average qualifying period (yy mm dd)	Average age (yy mm)	Not including international agreements					
					Number of beneficiaries	Average net pension	Average qualifying period (yy mm dd)	Average age (yy mm)	Net replacement rate in the Republic of Croatia	Proportion of total pension beneficiaries according to the Pension Insurance Act
Pension beneficiaries entitled according to the Pension Insurance Act										
Old age pension	500121	2.729,97	31 08 01	74 11	410255	3.154,10	31 06 20	74 11	46,56	42,22
Old age pension for long-term insurees - Art. 35	35589	3.654,90	42 07 01	65 02	31132	3.853,07	42 07 02	65 00	56,88	3,20
Old age pension transformed from disability pension ¹	83998	2.406,96	24 10 21	73 10	72344	2.717,43	24 06 25	73 08	40,12	7,45
Total old age pension	619708	2.739,31	31 04 12	74 02	513731	3.134,97	31 02 22	74 01	46,28	52,87
Early pension	202053	2.623,84	35 11 17	67 07	165643	2.926,86	35 09 03	67 01	43,21	17,05
Early pension because of the employer's bankruptcy - Art. 36	329	2.861,36	35 06 10	62 04	320	2.872,62	35 06 10	62 03	42,41	0,03
Overall old age	822090	2.710,98	32 06 00	72 07	679694	3.084,13	32 04 00	72 05	45,53	69,96
Disability pension ¹	109863	2.055,48	21 11 06	61 07	103774	2.148,00	22 00 02	61 05	31,71	10,68
Survivor's pension	218593	2.061,65	28 04 15	72 09	188145	2.296,43	28 03 16	72 08	33,90	19,36
TOTAL	1150546	2.525,02	30 08 18	71 06	971613	2.831,61	30 05 15	71 03	41,80	
Average old age ZOMO pension with 40 or more years of qualifying period	104682	3.857,68	42 06 14	74 07	81854	4.669,47	42 06 14	74 03	68,93	
Total average ZOMO pension with 40 or more years of the qualifying period	200505	3.532,03	42 02 08	72 06	160752	4.134,91	42 02 12	72 04	61,04	16,54
Beneficiaries of the minimum pension retired according to ZOMO	264347	1.695,08	26 11 25	-	227489	1.849,20	26 07 27	-	27,30	23,41
Beneficiaries of the maximum pension retired according to the Maximum Pension Act	1762	7.135,33	37 06 23	-	1621	7.464,80	37 08 12	-	110,20	0,17

Number of beneficiaries not including Active Military Personnel (DVO), Police Officers (PO) and Authorised Officials (OSO).

¹ Application of Art. 175 par. 7 and Art. 58 of the Pension Insurance Act (Official Gazette 157/13, 151/14, 33/15, 93/15, 120/16, 18/18, 62/18, 115/18 and 102/19) and the application of Art. 36 and 202 of the Act on Croatian Homeland War Veterans and Their Family Members (Official Gazette 121/17) to beneficiaries who acquired their pension entitlements under general regulations, but whose pensions were determined according to the stated Act.

Type of pension	Number of beneficiaries	Average net pension	Average qualifying period (yy mm dd)	Average age (yy mm)	Not including international agreements					
					Number of beneficiaries	Average net pension	Average qualifying period (yy mm dd)	Average age (yy mm)	Net replacement rate in the Republic of Croatia	Proportion of NEW beneficiaries in the total of NEW pension beneficiaries according to the Pension Insurance Act

Pension beneficiaries entitled to pension FOR THE FIRST TIME in 2020 according to the Pension Insurance Act - NEW BENEFICIARIES

Old age pension	13480	2.524,78	30 10 21	64 04	10567	3.023,32	31 06 18	64 01	44,63	44,48
Old age pension for long-term insurees - Art. 35	3587	3.387,08	42 02 03	61 08	3250	3.520,67	42 01 19	61 08	51,97	13,68
Total old age pension	17067	2.706,01	33 02 00	63 09	13817	3.140,31	33 11 15	63 06	46,36	58,16
Early pension	4509	2.775,60	37 00 02	59 11	4029	2.949,83	36 10 26	59 09	43,55	16,96
Early pension because of the employer's bankruptcy - Art. 36	14	2.675,81	35 04 01	59 02	13	2.707,88	35 00 00	58 10	39,97	0,05
Overall old age	21590	2.720,52	33 11 24	62 11	17859	3.097,02	34 07 15	62 08	45,72	75,17
Disability pension	1318	1.920,76	24 01 28	54 00	1172	2.093,09	24 04 11	53 07	30,90	4,93
Survivor's pension	5699	2.152,26	29 09 27	62 06	4727	2.468,29	29 10 10	61 05	36,44	19,90
TOTAL	28607	2.570,47	32 08 09	62 05	23758	2.922,40	33 01 26	62 00	43,14	

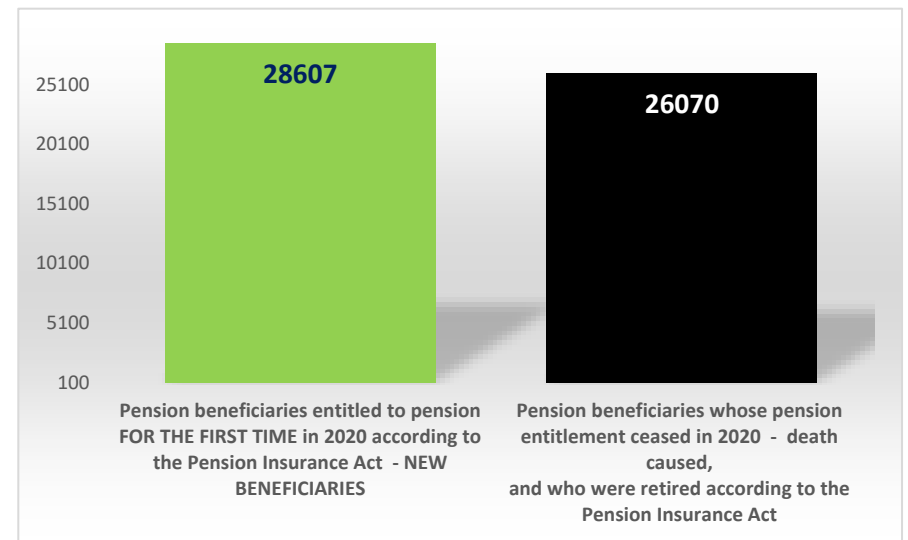
Number of beneficiaries not including pension beneficiaries entitled to pension for the first time and granted an advance payment and the beneficiaries receiving Active Military Personnel (DVO), Police Officers (PO) and Authorised Officials (OSO) pensions.

Type of pension	Number of beneficiaries	Average net pension	Average length of retirement (yy mm)
-----------------	-------------------------	---------------------	--------------------------------------

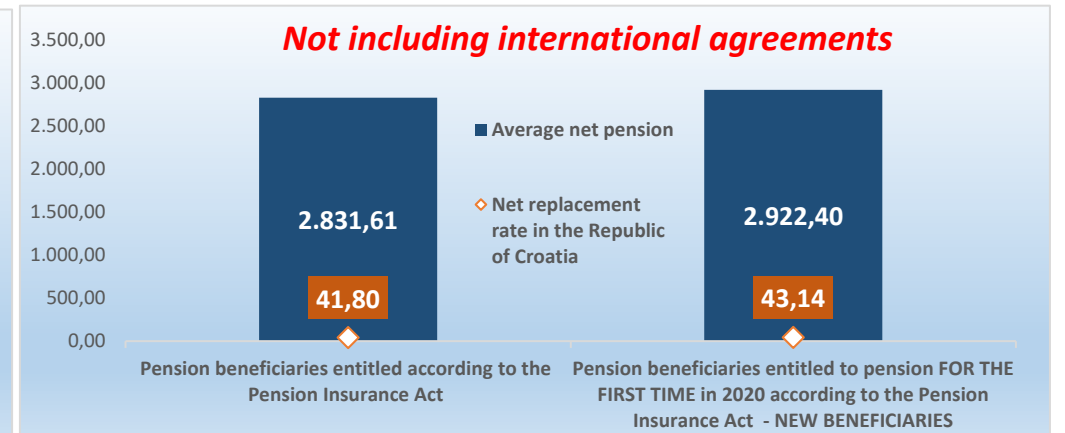
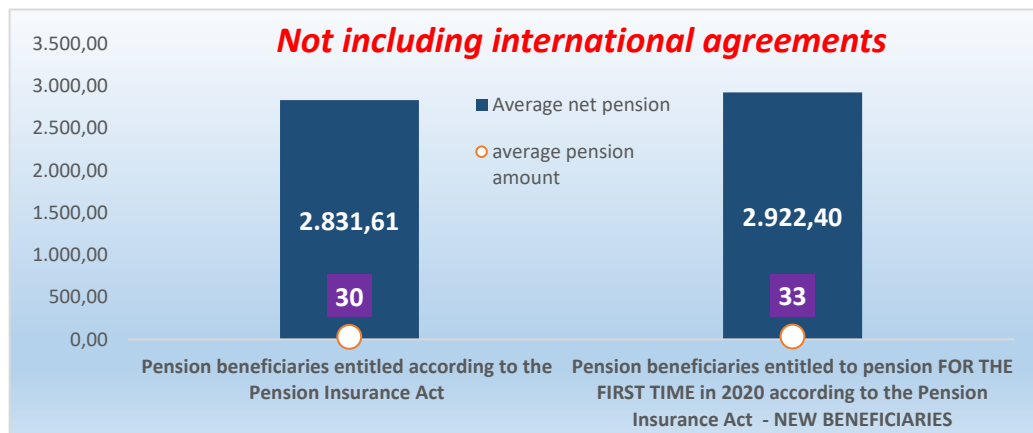
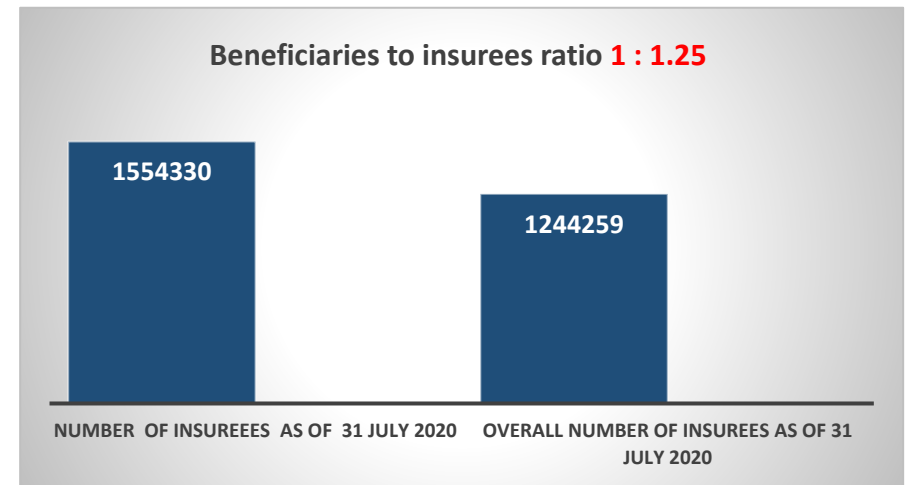
Pension beneficiaries whose pension entitlement ceased in 2020 - death caused, and who were retired according to the Pension Insurance Act

Old age	17218	2.539,12	21 04
Disability	2397	2.268,66	19 01
Survivor's	6455	2.160,39	18 08
TOTAL	26070	2.420,48	-

Number of beneficiaries not including Active Military Personnel (DVO), Police Officers (PO) and Authorised Officials (OSO).



NUMBER of insureees as of 31 July 2020	1554330
OVERALL number of insureees as of 31 July 2020	1244259
Beneficiaries to insurees ratio	1:1,25
Average net wage in the Republic of Croatia for June 2020 (source: State Bureau of Statistics)	6.774
Current value of pension (CVP), 1 January 2020	68,45
Minimum value of pension per 1 year of qualifying period, 1 January 2020	68,45
Total pension expenditure in 2020 - in HRK billions (plan)	42,60
Total expenditure for 2020, incl. child benefit - in HRK billions (plan)	44,50

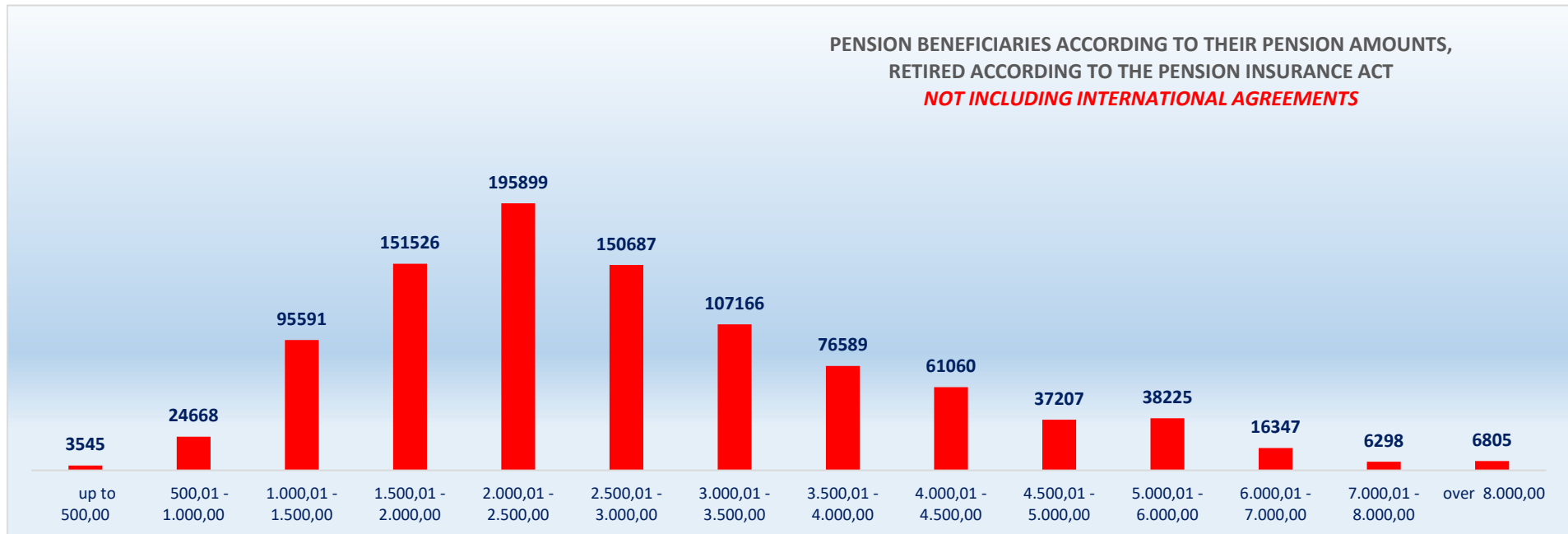


PENSION BENEFICIARIES ACCORDING TO TYPES AND AMOUNTS OF PENSION, RETIRED ACCORDING TO THE PENSION INSURANCE ACT
NOT INCLUDING INTERNATIONAL AGREEMENTS

situation: 31 July 2020

Pension amounts	Total			Old age pension			Disability pension			Survivor's pension		
	No of beneficiaries	Average pension	Average qualifying period	No of beneficiaries	Average pension	Average qualifying period	No of beneficiaries	Average pension	Average qualifying period	No of beneficiaries	Average pension	Average qualifying period
up to 500,00	3545	328,24	15 00 17	951	297,50	16 03 13	1931	338,54	14 01 08	663	342,31	16 01 18
500,01 - 1.000,00	24668	803,87	15 04 28	10206	793,75	16 05 00	4220	815,96	13 04 02	10242	808,97	15 03 14
1.000,01 - 1.500,00	95591	1.240,41	17 09 24	48759	1.239,10	18 01 20	13701	1.285,78	15 00 00	33131	1.223,56	18 05 27
1.500,01 - 2.000,00	151526	1.767,66	25 04 14	90941	1.773,36	25 10 29	29421	1.766,04	21 04 26	31164	1.752,57	27 06 27
2.000,01 - 2.500,00	195899	2.240,86	29 00 03	121292	2.249,03	30 01 10	26320	2.243,28	23 05 14	48287	2.219,01	29 03 14
2.500,01 - 3.000,00	150687	2.762,15	33 04 04	108280	2.771,39	34 03 17	14919	2.767,59	25 07 09	27488	2.722,80	33 09 16
3.000,01 - 3.500,00	107166	3.233,71	35 00 20	84777	3.237,69	35 06 26	7197	3.203,40	27 00 19	15192	3.225,87	35 11 11
3.500,01 - 4.000,00	76589	3.734,31	36 05 24	65023	3.736,56	36 10 08	3120	3.710,36	28 06 06	8446	3.725,85	36 04 23
4.000,01 - 4.500,00	61060	4.228,59	37 09 15	53633	4.231,65	38 01 04	1429	4.203,97	29 06 08	5998	4.207,02	36 08 23
4.500,01 - 5.000,00	37207	4.728,08	38 07 04	33708	4.728,28	38 10 13	613	4.731,83	29 03 29	2886	4.724,93	37 04 04
5.000,01 - 6.000,00	38225	5.435,47	38 05 20	34428	5.436,73	38 08 08	581	5.418,44	29 01 03	3216	5.425,05	37 10 19
6.000,01 - 7.000,00	16347	6.385,46	38 04 02	15047	6.393,37	38 04 28	221	6.385,37	29 03 21	1079	6.275,16	39 02 10
7.000,01 - 8.000,00	6298	7.444,78	39 00 05	5995	7.447,32	39 00 03	68	7.412,31	29 09 25	235	7.389,36	41 10 00
over 8.000,00	6805	9.244,42	40 09 13	6654	9.244,02	40 10 08	33	9.049,40	29 01 13	118	9.321,26	40 02 04
TOTAL	971613	2.831,61	30 05 15	679694	3.084,13	32 04 00	103774	2.148,00	22 00 02	188145	2.296,43	28 03 16

Number of beneficiaries not including Active Military Personnel (DVO), Police Officers (PO) and Authorised Officials (OSO).



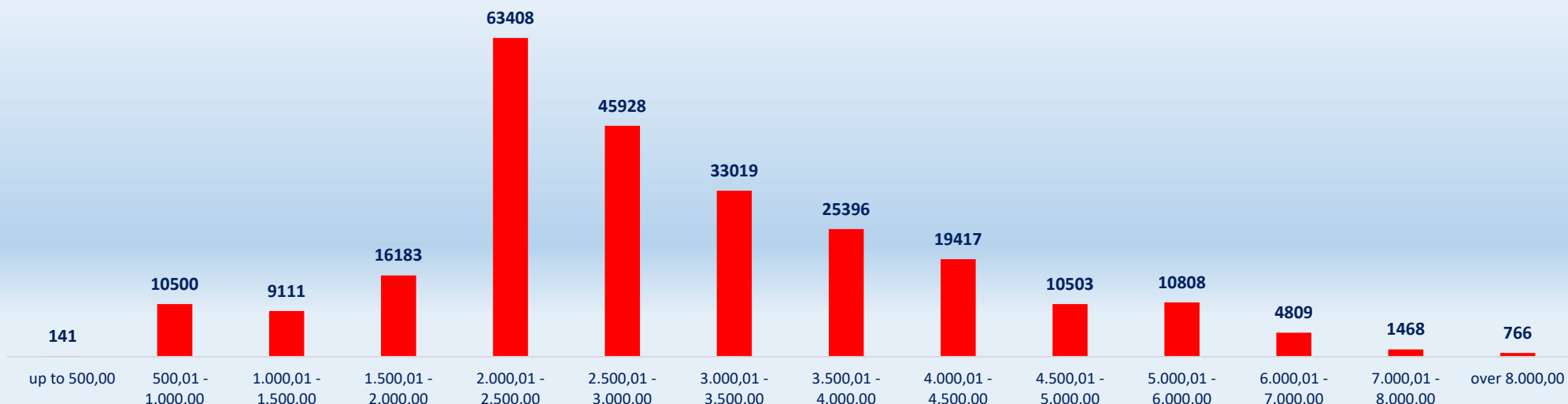
PENSION BENEFICIARIES ACCORDING TO TYPES AND AMOUNTS OF PENSION, retired before 31 December 1998
NOT INCLUDING INTERNATIONAL AGREEMENTS

situation: 31 July 2020

Pension amounts	Total			Old age pension			Disability pension			Survivor's pension		
	No of beneficiaries	Average pension	Average qualifying period	No of beneficiaries	Average pension	Average qualifying period	Average pension	Average pension	Average qualifying period	No of beneficiaries	Average pension	Average qualifying period
up to 500,00	141	392,44	13 06 10	42	316,81	20 03 29	1	378,47	02 09 12	98	424,99	10 08 20
500,01 - 1.000,00	10500	775,90	15 01 28	7527	771,87	16 05 07	204	792,48	10 01 28	2769	785,62	12 00 24
1.000,01 - 1.500,00	9111	1.267,40	17 04 27	4376	1.266,02	18 06 10	412	1.294,23	11 03 00	4323	1.266,23	16 10 13
1.500,01 - 2.000,00	16183	1.783,08	22 00 27	9345	1.788,77	22 05 04	908	1.798,26	14 11 06	5930	1.771,78	22 07 16
2.000,01 - 2.500,00	63408	2.224,66	24 05 17	40663	2.232,95	25 00 21	3725	2.206,21	14 00 27	19020	2.210,56	25 02 15
2.500,01 - 3.000,00	45928	2.785,15	31 03 25	36349	2.800,05	32 00 23	2215	2.797,85	20 08 27	7364	2.707,84	30 07 01
3.000,01 - 3.500,00	33019	3.242,23	32 07 06	28248	3.244,24	32 10 16	1272	3.241,09	23 05 04	3499	3.226,41	33 01 17
3.500,01 - 4.000,00	25396	3.731,87	33 07 29	22618	3.733,06	33 11 11	901	3.711,19	24 02 21	1877	3.727,46	33 09 11
4.000,01 - 4.500,00	19417	4.219,96	34 08 11	17391	4.222,83	34 10 22	549	4.199,11	26 05 09	1477	4.193,94	34 08 05
4.500,01 - 5.000,00	10503	4.727,70	35 00 02	9676	4.728,12	35 01 27	238	4.725,01	26 10 20	589	4.721,78	35 04 06
5.000,01 - 6.000,00	10808	5.433,21	34 10 09	10041	5.435,24	34 11 03	190	5.424,72	26 00 28	577	5.400,70	36 05 21
6.000,01 - 7.000,00	4809	6.400,89	34 11 26	4582	6.409,54	35 00 14	88	6.365,35	28 10 17	139	6.138,21	36 08 25
7.000,01 - 8.000,00	1468	7.420,78	35 10 08	1423	7.422,10	36 00 02	33	7.410,75	28 08 08	12	7.291,58	37 10 01
over 8.000,00	766	8.400,93	36 05 17	749	8.393,50	36 07 16	16	8.672,97	28 03 25	1	9.615,03	45 07 02
UKUPNO	251457	3.013,79	28 10 03	193030	3.194,92	30 02 08	10752	2.754,27	18 02 11	47675	2.338,98	25 06 12

Number of beneficiaries not including Active Military Personnel (DVO), Police Officers (PO) and Authorised Officials (OSO).

PENSION BENEFICIARIES ACCORDING TO PENSION AMOUNTS, retired before 31 December 1998
NOT INCLUDING INTERNATIONAL AGREEMENTS

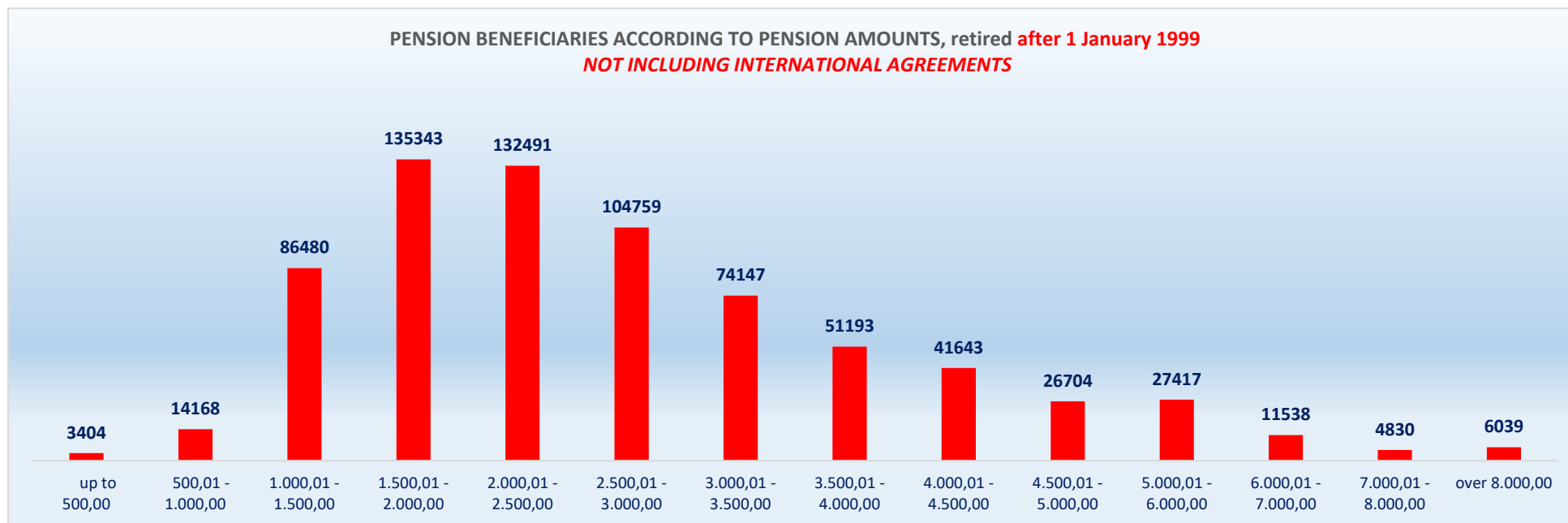


PENSION BENEFICIARIES ACCORDING TO TYPES AND AMOUNTS OF PENSION, retired after 1 January 1999
NOT INCLUDING INTERNATIONAL AGREEMENTS

situation: 31 July 2020

Pension amounts	Total			Old age pension			Disability pension			Survivor's pension		
	No of beneficiaries	Average pension	Average qualifying period	No of beneficiaries	Average pension	Average qualifying period	Average pension	Average pension	Average qualifying period	No of beneficiaries	Average pension	Average qualifying period
up to 500,00	3404	325,58	15 01 11	909	296,61	16 01 01	1930	338,52	14 01 10	565	327,97	17 00 29
500,01 - 1.000,00	14168	824,60	15 07 06	2679	855,22	16 04 06	4016	817,16	13 06 00	7473	817,62	16 05 28
1.000,01 - 1.500,00	86480	1.237,56	17 10 10	44383	1.236,45	18 01 06	13289	1.285,52	15 01 12	28808	1.217,16	18 08 26
1.500,01 - 2.000,00	135343	1.765,82	25 09 09	81596	1.771,59	26 03 21	28513	1.765,01	21 07 12	25234	1.748,06	28 08 27
2.000,01 - 2.500,00	132491	2.248,61	31 02 13	80629	2.257,14	32 08 05	22595	2.249,40	25 00 03	29267	2.224,51	31 11 25
2.500,01 - 3.000,00	104759	2.752,07	34 02 21	71931	2.756,91	35 05 05	12704	2.762,32	26 04 27	20124	2.728,28	34 11 00
3.000,01 - 3.500,00	74147	3.229,92	36 01 19	56529	3.234,42	36 11 00	5925	3.195,31	27 08 07	11693	3.225,71	36 08 26
3.500,01 - 4.000,00	51193	3.735,52	37 10 09	42405	3.738,43	38 04 16	2219	3.710,02	29 10 03	6569	3.725,39	37 01 18
4.000,01 - 4.500,00	41643	4.232,61	39 02 10	36242	4.235,89	39 07 12	880	4.207,00	30 11 13	4521	4.211,29	37 04 19
4.500,01 - 5.000,00	26704	4.728,23	40 00 01	24032	4.728,35	40 04 01	375	4.736,16	30 09 03	2297	4.725,74	37 10 14
5.000,01 - 6.000,00	27417	5.436,36	39 10 24	24387	5.437,35	40 02 21	391	5.415,39	30 05 29	2639	5.430,37	38 02 06
6.000,01 - 7.000,00	11538	6.379,03	39 08 29	10465	6.386,29	39 10 22	133	6.398,61	29 07 06	940	6.295,41	39 06 25
7.000,01 - 8.000,00	4830	7.452,08	39 11 27	4572	7.455,18	39 11 16	35	7.413,79	30 10 18	223	7.394,62	42 00 14
over 8.000,00	6039	9.351,41	41 03 29	5905	9.351,90	41 04 20	17	9.403,70	29 10 19	117	9.318,75	40 01 17
UKUPNO	720156	2.768,00	31 00 06	486664	3.040,18	33 02 06	93022	2.077,92	22 05 01	140470	2.281,99	29 02 21

Number of beneficiaries not including Active Military Personnel (DVO), Police Officers (PO) and Authorised Officials (OSO).



BENEFICIARIES WHOSE PENSIONS WERE APPROVED AND/OR DETERMINED UNDER SPECIAL REGULATIONS

situation: 31 July 2020

No	Type of beneficiary	No of beneficiaries	Average pension	Average qualifying period
0	1	2	3	4
1.	Authorised officials in internal affairs, judicial officers and workers engaged in demining work: a) authorised officials in internal affairs and the judiciary retired according to the regulations in force until entry in force of the Act on the Rights Arising from Pension Insurance of Active Military Personnel (DVO), Police Officers (PO) and Authorised Officials (OSO)	8396	4.381,48	32 01 01
	b) police officers and authorized officials with special duties and authorizations within the security and intelligence system of the Republic of Croatia who retired according to the Act on the Rights Arising from Pension Insurance of Active Military Personnel, Police Officers and Authorised Officials (DVO, PS and OSO)	8493	4.288,21	34 11 00
	c) workers engaged in demining work	574	4.178,53	31 00 23
2.	Pension beneficiaries entitled under the Fire Services Act (Official Gazette 125/19)*	29	3.791,73	-
3.	Active military personnel - DVO	15804	3.914,23	30 08 25
4.	Croatian Homeland Army veterans mobilised from 1941 to 1945	3682	2.502,40	33 01 03
5.	Former political prisoners	2733	3.986,64	33 01 14
6.	Croatian Veterans from the Homeland War - ZOHBDR (Act on Croatian Homeland War Veterans and Their Family Members)	71160	5.949,41	18 07 23
7.	Pensions approved under general regulations and determined according to the Act on the Rights of Croatian Homeland War Veterans and their Family Members (ZOHBDR), in 2017 (Art. 27, 35, 48 and 49, paragraph 2)	45184	2.793,56	28 10 01
8.	Former Yugoslav People's Army members - JNA	5150	3.312,24	-
9.	Former Yugoslav People's Army members - JNA - Art. 185 of Pension Insurance Act (ZOMO)	149	3.251,69	37 10 27
10.	National Liberation War veterans - NOR	8849	2.938,40	29 05 02
11.	Members of the Croatian Parliament, members of the Government, judges of the Constitutional Court and the Auditor General	676	10.067,90	33 01 04
12.	Members of the Parliamentary Executive Council and administratively retired federal civil servants (relates to the former SFRY)	92	3.362,75	28 05 06
13.	Former officials of federal bodies o the former SFRJ - Article 38 of the Pension Insurance Act (ZOMO)	31	3.767,31	-
14.	Full members of the Croatian Academy of Sciences and Arts - HAZU	136	9.185,22	41 11 12
15.	Miners from the Istrian coal mines "Tupljak" d.d. Labin	254	3.957,86	29 08 13
16.	Workers professionally exposed to asbestos	860	3.204,86	27 08 25
17.	Insurees - crew members on a ship in international and national navigation - Article 129, paragraph 2 of the Maritime Code	182	2.127,41	29 00 18
18.	Members of the Croatian Defence Council - HVO	6749	3.293,97	07 00 14
TOTAL		179183	-	-

* As of June 2020, the Fire Services Act (Official Gazette 125/19) has been in force.

