

## KEY INFORMATION ON THE CURRENT STATE OF THE CROATIAN PENSION INSURANCE SYSTEM - November 2020 (payment in December 2020)

Note: All amounts are expressed in the Croatian national currency (HRK). The thousands separator is a point and the decimal separator is a comma.

Type of pension	Number of beneficiaries	Average net pension	Average qualifying period (yy mm dd)	Average age (yy mm)	Not including international agreements					
					Number of beneficiaries	Average net pension	Average qualifying period (yy mm dd)	Average age (yy mm)	Net replacement rate in the Republic of Croatia	Proportion of beneficiaries in total pension beneficiaries according to the Pension Insurance Act
<b>Pension beneficiaries entitled according to the Pension Insurance Act</b>										
Old age pension	500200	2.768,34	31 08 03	74 11	410270	3.198,93	31 07 00	74 11	47,35	42,29
Old age pension for long-term insurees - Art. 35	37187	3.692,00	42 06 23	65 04	32558	3.889,82	42 06 23	65 02	57,58	3,36
Old age pension transformed from disability pension <sup>1</sup>	83514	2.438,06	24 10 10	73 11	71971	2.751,07	24 06 18	73 09	40,72	7,42
<b>Total old age pension</b>	<b>620901</b>	<b>2.779,24</b>	<b>31 04 25</b>	<b>74 02</b>	<b>514799</b>	<b>3.180,01</b>	<b>31 03 13</b>	<b>74 01</b>	<b>47,07</b>	<b>53,06</b>
Early pension	203486	2.660,71	35 11 22	67 09	167064	2.965,30	35 09 10	67 03	43,89	17,22
Early pension because of the employer's bankruptcy - Art. 36	339	2.894,04	35 06 01	62 06	331	2.905,33	35 06 02	62 06	43,00	0,03
<b>Overall old age</b>	<b>824726</b>	<b>2.750,04</b>	<b>32 06 12</b>	<b>72 07</b>	<b>682194</b>	<b>3.127,30</b>	<b>32 04 20</b>	<b>72 05</b>	<b>46,29</b>	<b>70,32</b>
Disability pension <sup>1</sup>	107870	2.083,01	21 11 01	61 09	101875	2.176,99	22 00 02	61 08	32,22	10,50
Survivor's pension	216713	2.088,71	28 05 06	72 10	186126	2.329,99	28 04 05	72 09	34,49	19,18
<b>TOTAL</b>	<b>1149309</b>	<b>2.562,73</b>	<b>30 09 09</b>	<b>71 08</b>	<b>970195</b>	<b>2.874,55</b>	<b>30 06 11</b>	<b>71 04</b>	<b>42,55</b>	
Average old age ZOMO pension with 40 or more years of qualifying period	105537	3.924,15	42 07 01	74 07	82916	4.731,70	42 07 04	74 02	70,04	
Total average ZOMO pension with 40 or more years of the qualifying period	203320	3.585,10	42 02 16	72 06	163481	4.186,30	42 02 22	72 03	61,96	16,85
Beneficiaries of the minimum pension retired according to ZOMO	267705	1.724,75	27 00 24	-	230301	1.882,33	26 09 06	-	27,86	23,74
Beneficiaries of the maximum pension retired according to the Maximum Pension Act	1754	7.206,12	37 06 24	-	1611	7.544,52	37 08 07	-	111,67	0,17

Number of beneficiaries not including Active Military Personnel (DVO), Police Officers (PO) and Authorised Officials (OSO).

<sup>1</sup> Application of Art. 175 par. 7 and Art. 58 of the Pension Insurance Act (Official Gazette 157/13, 151/14, 33/15, 93/15, 120/16, 18/18, 62/18, 115/18 and 102/19) and the application of Art. 36 and 202 of the Act on Croatian Homeland War Veterans and Their Family Members (Official Gazette 121/17) to beneficiaries who acquired their pension entitlements under general regulations, but whose pensions were determined according to the stated Act.

Type of pension	Number of beneficiaries	Average net pension	Average qualifying period (yy mm dd)	Average age (yy mm)	Not including international agreements					
					Number of beneficiaries	Average net pension	Average qualifying period (yy mm dd)	Average age (yy mm)	Net replacement rate in the Republic of Croatia	Proportion of NEW beneficiaries in the total of NEW pension beneficiaries according to the Pension Insurance Act

### Pension beneficiaries entitled to pension FOR THE FIRST TIME in 2020 according to the Pension Insurance Act - NEW BENEFICIARIES

Old age pension	21918	2.568,55	30 09 26	64 03	17245	3.065,22	31 05 27	64 01	45,37	45,89
Old age pension for long-term insurees - Art. 35	5056	3.452,27	42 01 27	61 08	4544	3.597,18	42 01 13	61 07	53,24	12,09
<b>Total old age pension</b>	<b>26974</b>	<b>2.734,19</b>	<b>32 11 02</b>	<b>63 09</b>	<b>21789</b>	<b>3.176,16</b>	<b>33 08 06</b>	<b>63 07</b>	<b>47,01</b>	<b>57,98</b>
Early pension	7175	2.784,93	36 11 18	59 10	6443	2.944,91	36 10 18	59 08	43,59	17,14
Early pension because of the employer's bankruptcy - Art. 36	24	2.732,77	35 01 11	59 00	23	2.751,99	34 11 04	58 09	40,73	0,06
<b>Overall old age</b>	<b>34173</b>	<b>2.744,85</b>	<b>33 09 08</b>	<b>62 11</b>	<b>28255</b>	<b>3.123,08</b>	<b>34 04 28</b>	<b>62 08</b>	<b>46,23</b>	<b>75,18</b>
Disability pension	1936	1.937,96	24 02 06	54 02	1680	2.150,76	24 05 19	53 07	31,83	4,47
Survivor's pension	9216	2.182,65	29 09 24	62 05	7647	2.497,67	29 11 08	61 04	36,97	20,35
<b>TOTAL</b>	<b>45325</b>	<b>2.596,07</b>	<b>32 06 19</b>	<b>62 05</b>	<b>37582</b>	<b>2.952,36</b>	<b>33 00 17</b>	<b>62 00</b>	<b>43,70</b>	

Number of beneficiaries not including pension beneficiaries entitled to pension for the first time and granted an advance payment and the beneficiaries receiving Active Military Personnel (DVO), Police Officers (PO) and Authorised Officials (OSO) pensions.

Type of pension	Number of beneficiaries	Average net pension	Average length of retirement (yy mm)
-----------------	-------------------------	---------------------	--------------------------------------

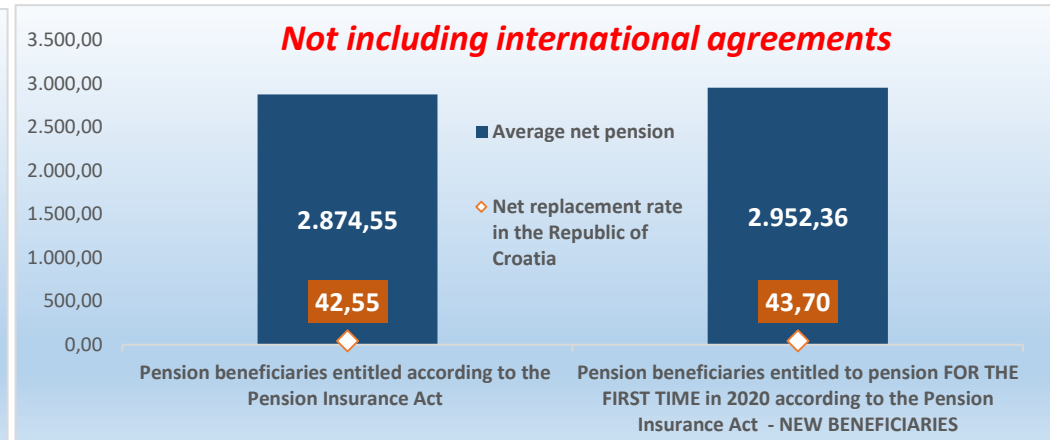
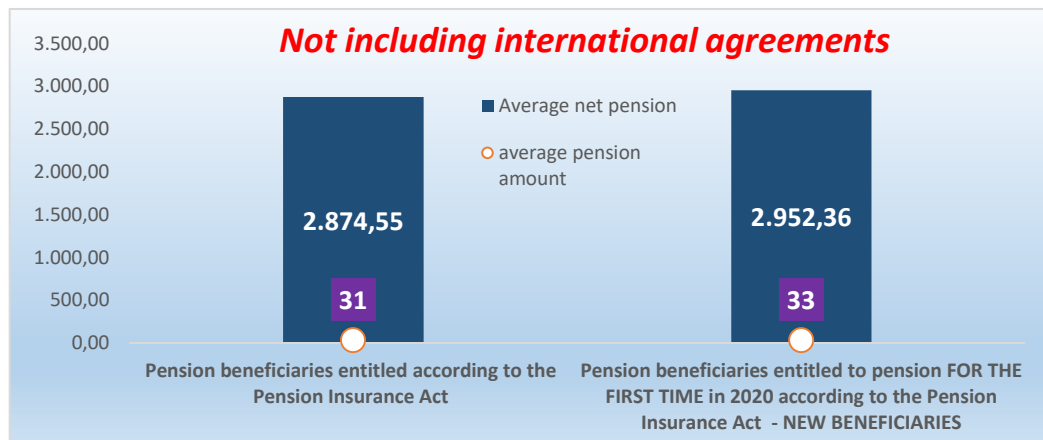
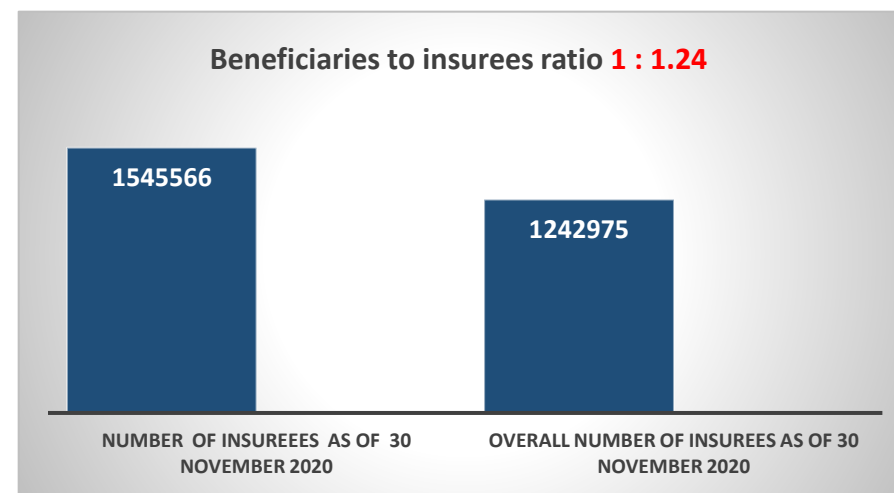
**Pension beneficiaries whose pension entitlement ceased in 2020 - death caused, and who were retired according to the Pension Insurance Act**

Old age	28660	2.533,08	21 03
Disability	4061	2.275,83	19 00
Survivor's	10808	2.199,98	18 06
<b>TOTAL</b>	<b>43529</b>	<b>2.426,37</b>	<b>-</b>

Number of beneficiaries not including Active Military Personnel (DVO), Police Officers (PO) and Authorised Officials (OSO).



NUMBER of insurees as of 30 November 2020	1545566
OVERALL number of insurees as of 30 November 2020	1242975
Beneficiaries to insurees ratio	1:1,24
Average net wage in the Republic of Croatia for October 2020 (source: State Bureau of Statistics)	6.756
Current value of pension (CVP), 1 July 2020	69,42
Minimum value of pension per 1 year of qualifying period, 1 July 2020	69,42
Total pension expenditure in 2020 - in HRK billions (plan)	42,60
Total expenditure for 2020, incl. child benefit - in HRK billions (plan)	44,50



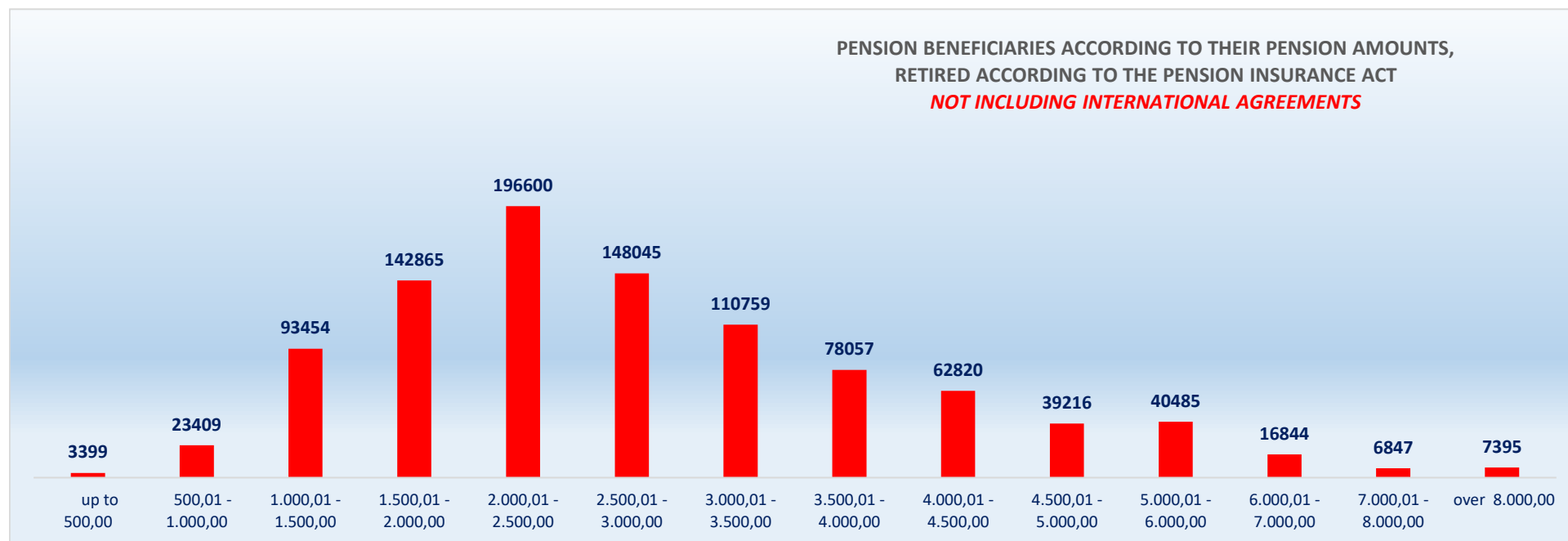
PENSION BENEFICIARIES ACCORDING TO TYPES AND AMOUNTS OF PENSION, RETIRED ACCORDING TO THE PENSION INSURANCE ACT

**NOT INCLUDING INTERNATIONAL AGREEMENTS**

situation: 30 November 2020

Pension amounts	Total			Old age pension			Disability pension			Survivor's pension		
	No of beneficiaries	Average pension	Average qualifying period	No of beneficiaries	Average pension	Average qualifying period	No of beneficiaries	Average pension	Average qualifying period	No of beneficiaries	Average pension	Average qualifying period
up to 500,00	3399	329,35	15 00 05	925	299,59	16 02 24	1847	340,49	13 11 11	627	340,43	16 06 06
500,01 - 1.000,00	23409	808,89	15 04 12	9597	799,98	16 04 12	4106	822,46	13 03 11	9706	811,97	15 03 13
1.000,01 - 1.500,00	93454	1.248,32	17 08 01	48328	1.249,66	18 00 25	13376	1.299,33	14 11 23	31750	1.224,80	18 02 04
1.500,01 - 2.000,00	142865	1.770,33	25 01 04	84478	1.774,81	25 05 26	28017	1.779,16	21 04 07	30370	1.749,74	27 05 20
2.000,01 - 2.500,00	196600	2.246,37	28 11 03	123300	2.251,97	30 00 03	25890	2.253,03	23 03 23	47410	2.228,18	29 01 19
2.500,01 - 3.000,00	148045	2.765,81	33 03 28	106219	2.776,08	34 03 09	14219	2.766,99	25 06 21	27607	2.725,68	33 08 05
3.000,01 - 3.500,00	110759	3.231,68	34 10 09	86788	3.235,68	35 04 28	8093	3.195,19	26 09 02	15878	3.228,39	35 10 10
3.500,01 - 4.000,00	78057	3.735,47	36 05 00	66206	3.737,12	36 09 14	3214	3.715,00	28 05 02	8637	3.730,37	36 05 04
4.000,01 - 4.500,00	62820	4.231,12	37 08 29	55127	4.233,72	38 00 17	1533	4.206,33	29 05 19	6160	4.214,01	36 08 26
4.500,01 - 5.000,00	39216	4.729,60	38 07 21	35557	4.729,95	38 11 00	618	4.724,48	29 04 18	3041	4.726,57	37 03 04
5.000,01 - 6.000,00	40485	5.439,96	38 06 16	36372	5.439,44	38 09 08	618	5.410,69	29 04 11	3495	5.450,53	37 09 19
6.000,01 - 7.000,00	16844	6.381,34	38 05 13	15558	6.386,47	38 06 14	238	6.378,07	28 11 26	1048	6.305,94	39 04 11
7.000,01 - 8.000,00	6847	7.431,02	38 10 01	6510	7.431,89	38 09 26	75	7.453,44	29 07 22	262	7.403,05	41 09 24
over 8.000,00	7395	9.295,87	40 09 09	7229	9.296,26	40 10 01	31	9.220,50	28 11 16	135	9.291,98	40 02 24
<b>TOTAL</b>	<b>970195</b>	<b>2.874,55</b>	<b>30 06 11</b>	<b>682194</b>	<b>3.127,30</b>	<b>32 04 20</b>	<b>101875</b>	<b>2.176,99</b>	<b>22 00 02</b>	<b>186126</b>	<b>2.329,99</b>	<b>28 04 05</b>

Number of beneficiaries not including Active Military Personnel (DVO), Police Officers (PO) and Authorised Officials (OSO).



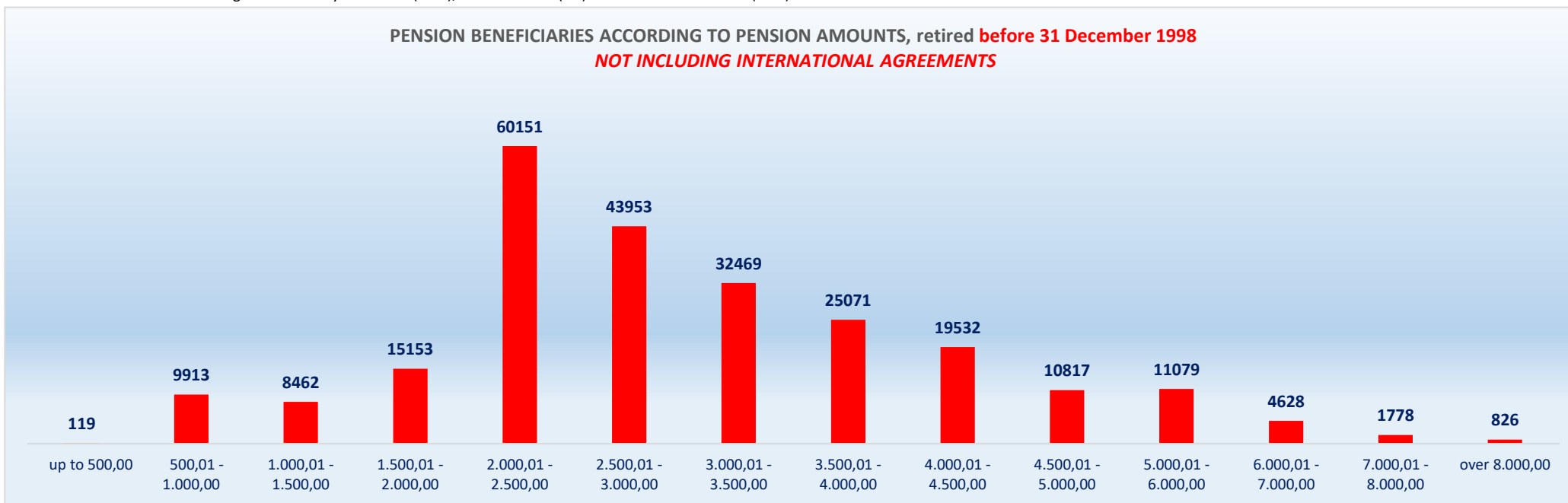
**PENSION BENEFICIARIES ACCORDING TO TYPES AND AMOUNTS OF PENSION, retired before 31 December 1998**  
**NOT INCLUDING INTERNATIONAL AGREEMENTS**

situation: 30 November 2020

Pension amounts	Total			Old age pension			Disability pension			Survivor's pension		
	No of beneficiaries	Average pension	Average qualifying period	No of beneficiaries	Average pension	Average qualifying period	Average pension	Average pension	Average qualifying period	No of beneficiaries	Average pension	Average qualifying period
up to 500,00	119	389,57	13 07 01	37	322,41	19 10 28	1	383,84	02 09 12	81	420,32	10 10 01
500,01 - 1.000,00	9913	783,47	15 01 17	7099	780,75	16 04 28	187	797,84	10 01 04	2627	789,78	12 00 13
1.000,01 - 1.500,00	8462	1.268,30	17 02 29	4034	1.265,35	18 05 22	374	1.292,05	11 01 10	4054	1.269,05	16 07 03
1.500,01 - 2.000,00	15153	1.785,60	21 10 16	8728	1.792,31	22 01 24	817	1.798,36	14 07 16	5608	1.773,30	22 05 26
2.000,01 - 2.500,00	60151	2.241,93	24 03 02	38404	2.249,23	24 10 04	3486	2.227,10	13 10 00	18261	2.229,43	25 00 09
2.500,01 - 3.000,00	43953	2.794,57	31 01 19	34735	2.810,30	31 10 09	2032	2.812,53	20 07 11	7186	2.713,45	30 05 13
3.000,01 - 3.500,00	32469	3.242,70	32 05 02	27543	3.245,04	32 08 24	1307	3.234,44	23 01 23	3619	3.227,85	32 10 22
3.500,01 - 4.000,00	25071	3.734,25	33 06 16	22373	3.735,18	33 09 22	853	3.708,25	24 02 10	1845	3.734,93	33 09 13
4.000,01 - 4.500,00	19532	4.224,59	34 07 03	17464	4.226,73	34 09 17	597	4.201,58	26 03 23	1471	4.208,46	34 06 09
4.500,01 - 5.000,00	10817	4.729,04	34 11 26	9969	4.729,18	35 01 19	242	4.723,19	26 11 02	606	4.729,06	35 03 25
5.000,01 - 6.000,00	11079	5.440,49	34 09 28	10221	5.438,59	34 10 16	197	5.401,06	26 02 14	661	5.481,70	36 05 27
6.000,01 - 7.000,00	4628	6.380,77	34 10 09	4457	6.384,04	34 11 19	98	6.363,68	28 06 17	73	6.204,12	36 07 27
7.000,01 - 8.000,00	1778	7.377,58	35 06 18	1729	7.375,90	35 08 05	36	7.468,44	28 02 05	13	7.350,01	38 07 29
over 8.000,00	826	8.470,26	36 05 23	809	8.462,42	36 07 18	16	8.786,80	28 03 25	1	9.743,47	45 07 02
<b>UKUPNO</b>	<b>243951</b>	<b>3.057,10</b>	<b>28 09 29</b>	<b>187602</b>	<b>3.240,07</b>	<b>30 02 00</b>	<b>10243</b>	<b>2.803,85</b>	<b>18 02 04</b>	<b>46106</b>	<b>2.368,87</b>	<b>25 06 02</b>

Number of beneficiaries not including Active Military Personnel (DVO), Police Officers (PO) and Authorised Officials (OSO).

**PENSION BENEFICIARIES ACCORDING TO PENSION AMOUNTS, retired before 31 December 1998**  
**NOT INCLUDING INTERNATIONAL AGREEMENTS**

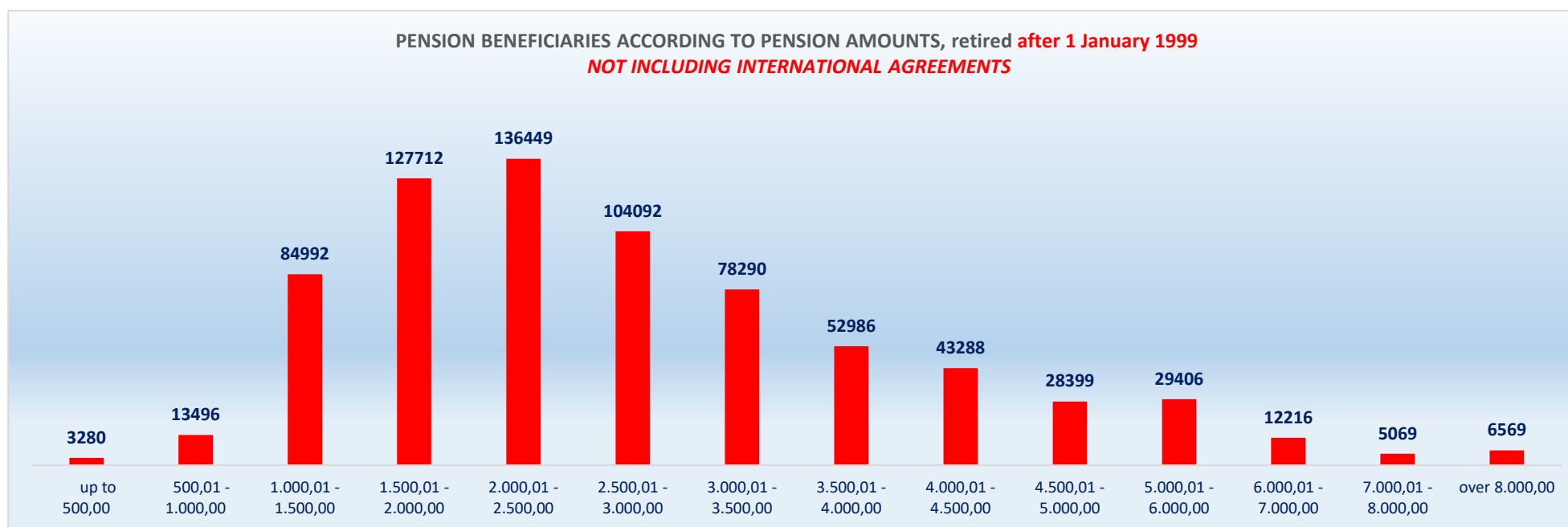


**PENSION BENEFICIARIES ACCORDING TO TYPES AND AMOUNTS OF PENSION, retired after 1 January 1999**  
**NOT INCLUDING INTERNATIONAL AGREEMENTS**

situation: 30 November 2020

Pension amounts	Total			Old age pension			Disability pension			Survivor's pension		
	No of beneficiaries	Average pension	Average qualifying period	No of beneficiaries	Average pension	Average qualifying period	Average pension	Average pension	Average qualifying period	No of beneficiaries	Average pension	Average qualifying period
up to 500,00	3280	327,16	15 00 25	888	298,64	16 00 25	1846	340,47	13 11 14	546	328,57	17 04 12
500,01 - 1.000,00	13496	827,57	15 06 16	2498	854,63	16 02 19	3919	823,63	13 05 06	7079	820,21	16 06 01
1.000,01 - 1.500,00	84992	1.246,33	17 08 16	44294	1.248,23	18 00 11	13002	1.299,54	15 00 29	27696	1.218,32	18 04 29
1.500,01 - 2.000,00	127712	1.768,52	25 05 24	75750	1.772,79	25 10 18	27200	1.778,59	21 06 21	24762	1.744,40	28 07 08
2.000,01 - 2.500,00	136449	2.248,33	30 11 27	84896	2.253,22	32 04 12	22404	2.257,07	24 09 17	29149	2.227,39	31 08 29
2.500,01 - 3.000,00	104092	2.753,66	34 02 29	71484	2.759,45	35 05 17	12187	2.759,40	26 04 02	20421	2.729,99	34 09 07
3.000,01 - 3.500,00	78290	3.227,11	35 10 06	59245	3.231,34	36 07 26	6786	3.187,63	27 03 25	12259	3.228,55	36 08 11
3.500,01 - 4.000,00	52986	3.736,04	37 09 01	43833	3.738,12	38 03 10	2361	3.717,44	29 07 15	6792	3.729,13	37 01 15
4.000,01 - 4.500,00	43288	4.234,07	39 01 15	37663	4.236,96	39 06 14	936	4.209,36	30 10 05	4689	4.215,75	37 05 02
4.500,01 - 5.000,00	28399	4.729,81	40 00 04	25588	4.730,24	40 04 10	376	4.725,31	30 09 23	2435	4.725,94	37 09 03
5.000,01 - 6.000,00	29406	5.439,76	39 11 10	26151	5.439,78	40 03 11	421	5.415,20	30 09 06	2834	5.443,26	38 01 07
6.000,01 - 7.000,00	12216	6.381,56	39 09 27	11101	6.387,45	39 11 24	140	6.388,14	29 03 12	975	6.313,56	39 06 26
7.000,01 - 8.000,00	5069	7.449,76	39 11 26	4781	7.452,13	39 11 16	39	7.439,60	30 11 29	249	7.405,82	41 11 24
over 8.000,00	6569	9.399,68	41 03 21	6420	9.401,34	41 04 10	15	9.683,10	29 07 17	134	9.288,61	40 02 09
<b>UKUPNO</b>	<b>726244</b>	<b>2.813,23</b>	<b>31 01 04</b>	<b>494592</b>	<b>3.084,52</b>	<b>33 02 22</b>	<b>91632</b>	<b>2.106,92</b>	<b>22 04 21</b>	<b>140020</b>	<b>2.317,18</b>	<b>29 03 09</b>

Number of beneficiaries not including Active Military Personnel (DVO), Police Officers (PO) and Authorised Officials (OSO).



**BENEFICIARIES WHOSE PENSIONS WERE APPROVED AND/OR DETERMINED UNDER SPECIAL REGULATIONS**

situation: 30 November 2020

No	Type of beneficiary	No of beneficiaries	Average pension	Average qualifying period
0	1	2	3	4
1.	Authorised officials in internal affairs, judicial officers and workers engaged in demining work: <b>a)</b> authorised officials in internal affairs and the judiciary retired according to the regulations in force until entry in force of the Act on the Rights Arising from Pension Insurance of Active Military Personnel (DVO), Police Officers (PO) and Authorised Officials (OSO) <b>b)</b> police officers and authorized officials with special duties and authorizations within the security and intelligence system of the Republic of Croatia who retired according to the Act on the Rights Arising from Pension Insurance of Active Military Personnel, Police Officers and Authorised Officials (DVO, PS and OSO) <b>c)</b> workers engaged in demining work	8264	4.439,71	32 00 21
		8611	4.348,03	35 00 15
		592	4.238,91	31 00 01
2.	Pension beneficiaries entitled under the Fire Services Act (Official Gazette 125/19)*	63	4.906,36	-
3.	Active military personnel - DVO	15856	3.965,30	30 09 03
4.	Croatian Homeland Army veterans mobilised from 1941 to 1945	3428	2.535,51	33 00 29
5.	Former political prisoners	2644	4.037,40	33 03 06
6.	Croatian Veterans from the Homeland War - ZOHBDR (Act on Croatian Homeland War Veterans and Their Family Members)	71032	6.017,00	18 07 23
7.	Pensions approved under general regulations and determined according to the Act on the Rights of Croatian Homeland War Veterans and their Family Members (ZOHBDR), in 2017 (Art. 27, 35, 48 and 49, paragraph 2)	46472	2.843,80	29 00 04
8.	Former Yugoslav People's Army members - JNA	4972	3.351,59	-
9.	Former Yugoslav People's Army members - JNA - Art. 185 of Pension Insurance Act (ZOMO)	157	3.314,85	38 00 12
10.	National Liberation War veterans - NOR	8319	2.977,63	29 05 27
11.	Members of the Croatian Parliament, members of the Government, judges of the Constitutional Court and the Auditor General	685	10.155,98	33 00 11
12.	Members of the Parliamentary Executive Council and administratively retired federal civil servants (relates to the former SFRY)	88	3.434,44	28 07 15
13.	Former officials of federal bodies of the former SFRJ - Article 38 of the Pension Insurance Act (ZOMO)	32	3.903,13	-
14.	Full members of the Croatian Academy of Sciences and Arts - HAZU	137	9.296,39	41 11 11
15.	Miners from the Istrian coal mines "Tupljak" d.d. Labin	253	4.009,24	29 08 03
16.	Workers professionally exposed to asbestos	858	3.249,82	27 09 04
17.	Insurees - crew members on a ship in international and national navigation - Article 129, paragraph 2 of the Maritime Code	189	2.138,42	29 01 06
18.	Members of the Croatian Defence Council - HVO	6778	3.357,04	07 00 00
<b>TOTAL</b>		<b>179430</b>	-	-

\* As of June 2020, the Fire Services Act (Official Gazette 125/19) has been in force.

