

KEY INFORMATION ON THE CURRENT STATE OF THE CROATIAN PENSION INSURANCE SYSTEM - July 2021 (payment in August 2021)

Note: All amounts are expressed in the Croatian national currency (HRK). The thousands separator is a point and the decimal separator is a comma.

Type of pension	Number of beneficiaries	Average net pension	Average qualifying period (yy mm dd)	Average age (yy mm)	Not including international agreements					
					Number of beneficiaries	Average net pension	Average qualifying period (yy mm dd)	Average age (yy mm)	Net replacement rate in the Republic of Croatia	Proportion of beneficiaries in total pension beneficiaries according to the Pension Insurance Act
Pension beneficiaries entitled according to the Pension Insurance Act										
Old age pension	496366	2.783,85	31 08 11	74 11	405054	3.230,08	31 07 18	74 11	45,02	42,08
Old age pension for long-term insurees - Art. 35	40851	3.692,77	42 06 17	65 07	35841	3.887,40	42 06 14	65 06	54,18	3,72
Old age pension transformed from disability pension ¹	81108	2.454,53	24 09 27	74 01	70050	2.765,14	24 06 10	73 11	38,54	7,28
Total old age pension	618325	2.800,70	31 06 02	74 02	510945	3.212,45	31 05 01	74 01	44,77	53,08
Early pension	205277	2.683,08	36 00 00	68 02	168955	2.986,62	35 09 25	67 08	41,63	17,55
Early pension because of the employer's bankruptcy - Art. 36	344	2.924,66	35 06 15	63 01	336	2.935,72	35 06 15	63 01	40,92	0,03
Overall old age	823946	2.771,45	32 07 17	72 08	680236	3.156,22	32 06 05	72 06	43,99	70,66
Disability pension ¹	104459	2.090,96	21 10 25	62 01	98634	2.185,44	21 11 24	62 00	30,46	10,25
Survivor's pension	215187	2.094,93	28 05 20	72 08	183776	2.346,29	28 04 16	72 06	32,70	19,09
TOTAL	1143592	2.581,99	30 10 16	71 09	962646	2.902,13	30 07 26	71 05	40,45	
Average old age ZOMO pension with 40 or more years of qualifying period	106597	3.970,26	42 08 09	74 06	83926	4.781,96	42 08 18	74 00	66,65	
Total average ZOMO pension with 40 or more years of the qualifying period	208759	3.614,29	42 03 07	72 06	168166	4.213,73	42 03 15	72 02	58,73	17,47
Beneficiaries of the minimum pension retired according to ZOMO	270495	1.738,48	27 02 10	-	232075	1.901,15	26 10 27	-	26,50	24,11
Beneficiaries of the maximum pension retired according to the Maximum Pension Act	1752	7.347,17	37 06 22	-	1609	7.691,37	37 07 28	-	107,20	0,17

Number of beneficiaries not including Active Military Personnel (DVO), Police Officers (PO) and Authorised Officials (OSO).

¹ Application of Art. 175 par. 7 and Art. 58 of the Pension Insurance Act (Official Gazette 157/13, 151/14, 33/15, 93/15, 120/16, 18/18, 62/18, 115/18 and 102/19) and the application of Art. 36 and 202 of the Act on Croatian Homeland War Veterans and Their Family Members (Official Gazette 121/17) to beneficiaries who acquired their pension entitlements under general regulations, but whose pensions were determined according to the stated Act.

Type of pension	Number of beneficiaries	Average net pension	Average qualifying period (yy mm dd)	Average age (yy mm)	Not including international agreements					
					Number of beneficiaries	Average net pension	Average qualifying period (yy mm dd)	Average age (yy mm)	Net replacement rate in the Republic of Croatia	Proportion of NEW beneficiaries in the total of NEW pension beneficiaries according to the Pension Insurance Act
Pension beneficiaries entitled to pension FOR THE FIRST TIME in 2021 according to the Pension Insurance Act - NEW BENEFICIARIES										
Old age pension	13402	2.620,02	31 06 19	64 04	10249	3.202,00	32 05 17	64 01	44,63	41,73
Old age pension for long-term insurees - Art. 35	3655	3.452,55	42 02 24	61 08	3290	3.600,22	42 02 12	61 08	50,18	13,40
Total old age pension	17057	2.798,41	33 09 12	63 09	13539	3.298,77	34 09 09	63 06	45,98	55,12
Early pension	4514	2.841,97	37 03 21	60 02	3954	3.060,27	37 02 13	60 00	42,65	16,10
Early pension because of the employer's bankruptcy - Art. 36	4	3.005,52	37 09 26	59 04	4	3.005,52	37 09 26	59 04	41,89	0,02
Overall old age	21575	2.807,57	34 06 08	63 00	17497	3.244,81	35 03 26	62 09	45,22	71,24
Disability pension	1364	2.014,87	24 09 08	54 07	1209	2.198,18	25 00 11	54 01	30,64	4,92
Survivor's pension	7142	2.213,08	30 05 29	63 11	5855	2.553,48	30 08 07	63 01	35,59	23,84
TOTAL	30081	2.630,48	33 01 11	62 10	24561	3.028,49	33 08 15	62 05	42,21	

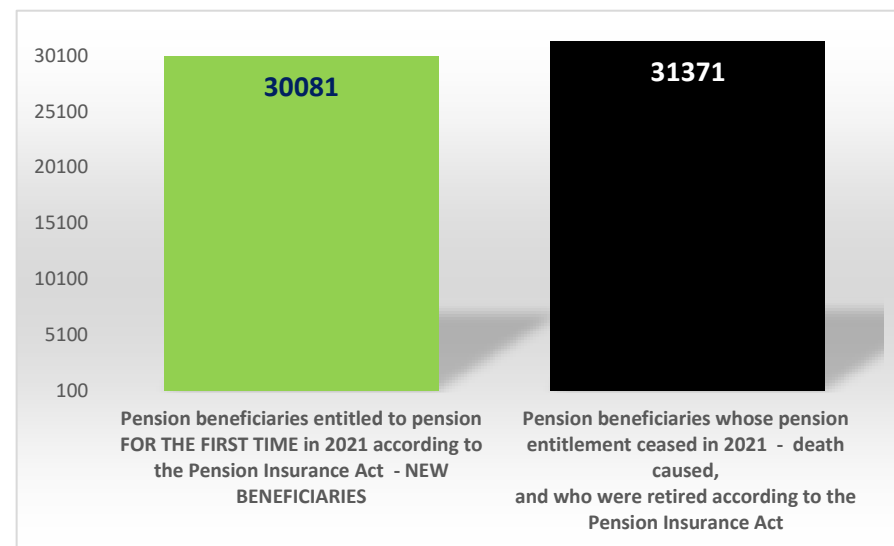
Number of beneficiaries not including pension beneficiaries entitled to pension for the first time and granted an advance payment and the beneficiaries receiving Active Military Personnel (DVO), Police Officers (PO) and Authorised Officials (OSO) pensions.

Type of pension	Number of beneficiaries	Average net pension	Average length of retirement (yy mm)
-----------------	-------------------------	---------------------	--------------------------------------

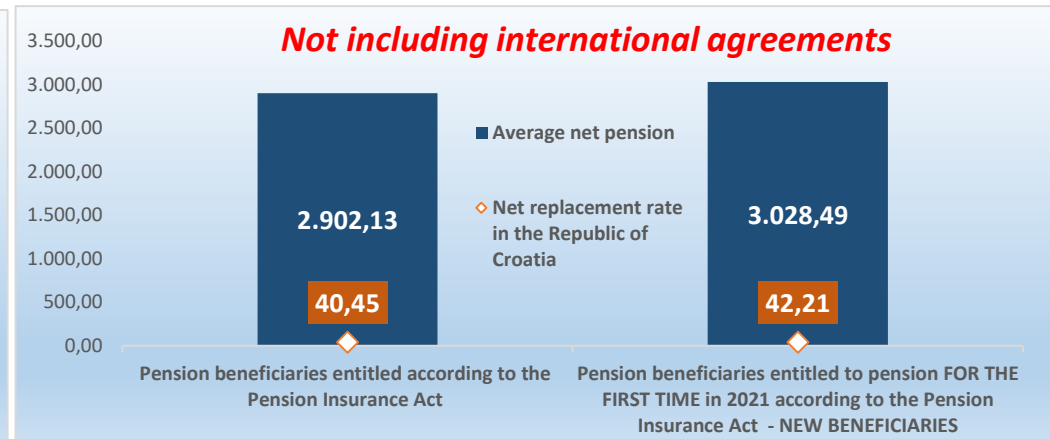
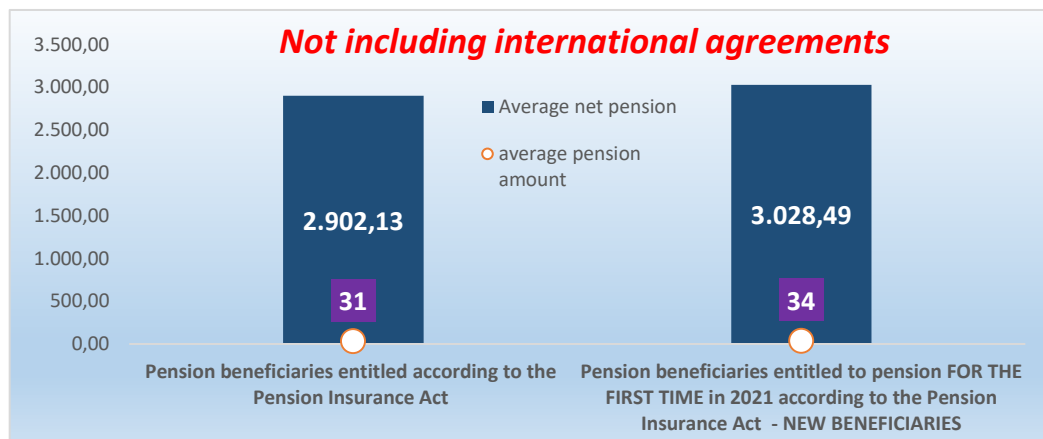
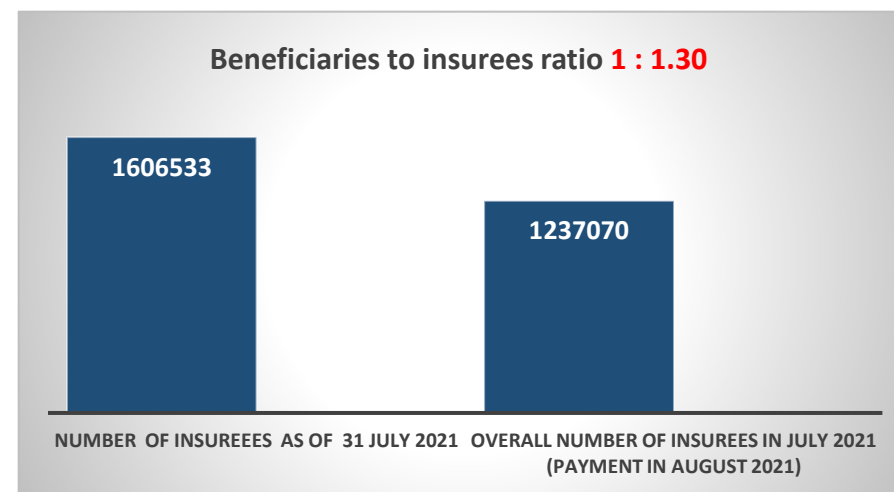
Pension beneficiaries whose pension entitlement ceased in 2021 - death caused, and who were retired according to the Pension Insurance Act

Old age	20943	2.553,27	21 03
Disability	2822	2.288,21	19 08
Survivor's	7606	2.188,54	18 02
TOTAL	31371	2.441,00	-

Number of beneficiaries not including Active Military Personnel (DVO), Police Officers (PO) and Authorised Officials (OSO).



NUMBER of insurees as of 31 July 2021	1606533
OVERALL number of insurees in July 2021 (payment in August 2021)	1237070
Beneficiaries to insurees ratio	1:1,30
Average net wage in the Republic of Croatia for June 2021 (source: State Bureau of Statistics)	7.175
Current value of pension (CVP), 1 January 2021	69,81
Minimum value of pension per 1 year of qualifying period, 1 January 2021	69,81
Total pension expenditure in 2021 - in HRK billions (plan)	42,63
Total expenditure for 2021, incl. child benefit - in HRK billions (plan)	44,23



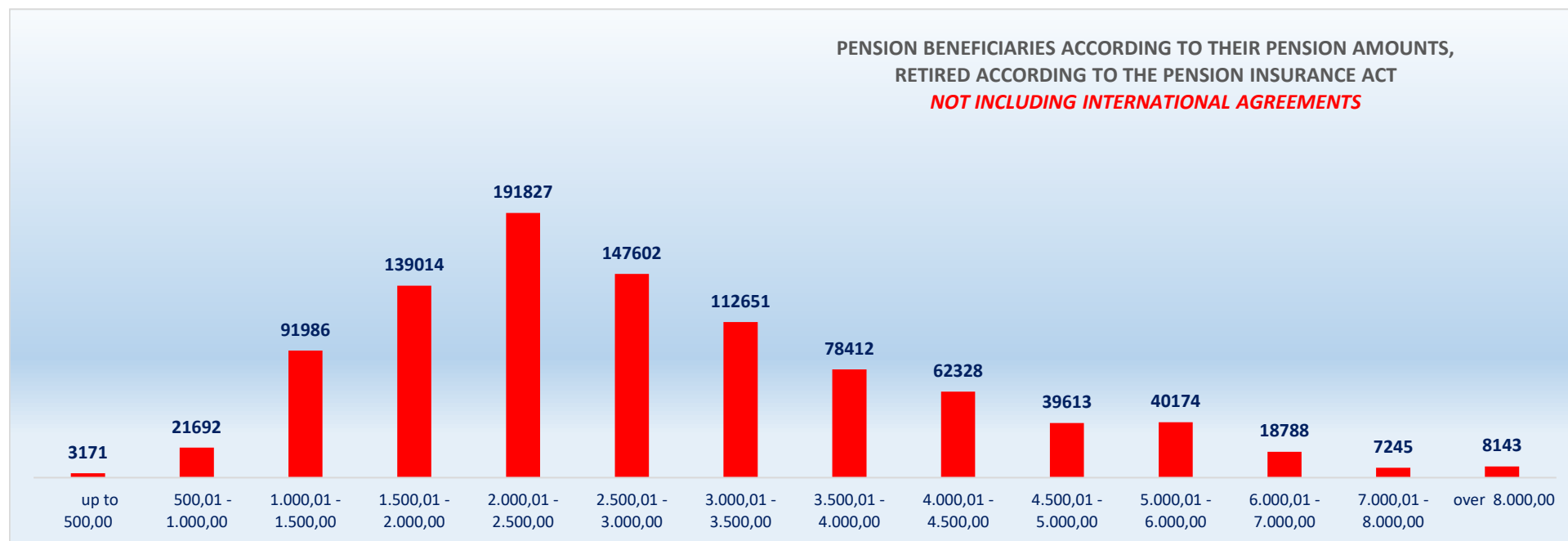
PENSION BENEFICIARIES ACCORDING TO TYPES AND AMOUNTS OF PENSION, RETIRED ACCORDING TO THE PENSION INSURANCE ACT

NOT INCLUDING INTERNATIONAL AGREEMENTS

situation: July 2021 (payment in August 2021)

Pension amounts	Total			Old age pension			Disability pension			Survivor's pension		
	No of beneficiaries	Average pension	Average qualifying period	No of beneficiaries	Average pension	Average qualifying period	No of beneficiaries	Average pension	Average qualifying period	No of beneficiaries	Average pension	Average qualifying period
up to 500,00	3171	329,94	14 11 05	874	299,86	16 03 18	1696	342,45	13 06 16	601	338,38	16 11 15
500,01 - 1.000,00	21692	809,34	15 04 06	8743	806,29	16 04 04	3652	803,22	13 02 14	9297	814,62	15 03 13
1.000,01 - 1.500,00	91986	1.247,49	17 06 25	48244	1.254,15	18 00 07	12262	1.276,97	14 06 16	31480	1.225,79	18 00 15
1.500,01 - 2.000,00	139014	1.768,65	24 10 17	82015	1.777,23	25 03 21	27040	1.763,78	20 09 21	29959	1.749,55	27 04 13
2.000,01 - 2.500,00	191827	2.245,17	28 11 20	120090	2.251,22	30 00 14	25534	2.241,42	23 06 10	46203	2.231,55	29 02 00
2.500,01 - 3.000,00	147602	2.762,82	33 04 14	106467	2.772,39	34 03 19	13966	2.758,23	25 07 29	27169	2.727,68	33 08 07
3.000,01 - 3.500,00	112651	3.228,16	34 11 04	88578	3.231,62	35 06 00	8245	3.189,87	26 08 15	15828	3.228,77	35 11 03
3.500,01 - 4.000,00	78412	3.733,71	36 05 29	66401	3.735,60	36 10 13	3189	3.711,27	28 05 18	8822	3.727,55	36 05 12
4.000,01 - 4.500,00	62328	4.231,68	37 09 20	54726	4.234,03	38 01 10	1515	4.204,99	29 06 08	6087	4.217,22	36 08 18
4.500,01 - 5.000,00	39613	4.730,58	38 09 03	35912	4.731,09	39 00 09	584	4.723,30	29 05 00	3117	4.726,14	37 03 01
5.000,01 - 6.000,00	40174	5.426,75	38 08 07	36254	5.427,48	38 11 05	596	5.412,22	29 04 03	3324	5.421,40	37 08 04
6.000,01 - 7.000,00	18788	6.407,92	38 06 29	17128	6.413,72	38 08 10	247	6.414,00	28 11 04	1413	6.336,61	38 10 22
7.000,01 - 8.000,00	7245	7.426,91	38 10 13	6860	7.427,83	38 10 09	73	7.440,36	28 10 25	312	7.403,58	41 05 22
over 8.000,00	8143	9.362,31	40 08 20	7944	9.364,45	40 09 04	35	9.194,35	29 08 27	164	9.294,57	41 02 03
TOTAL	962646	2.902,13	30 07 26	680236	3.156,22	32 06 05	98634	2.185,44	21 11 24	183776	2.346,29	28 04 16

Number of beneficiaries not including Active Military Personnel (DVO), Police Officers (PO) and Authorised Officials (OSO).



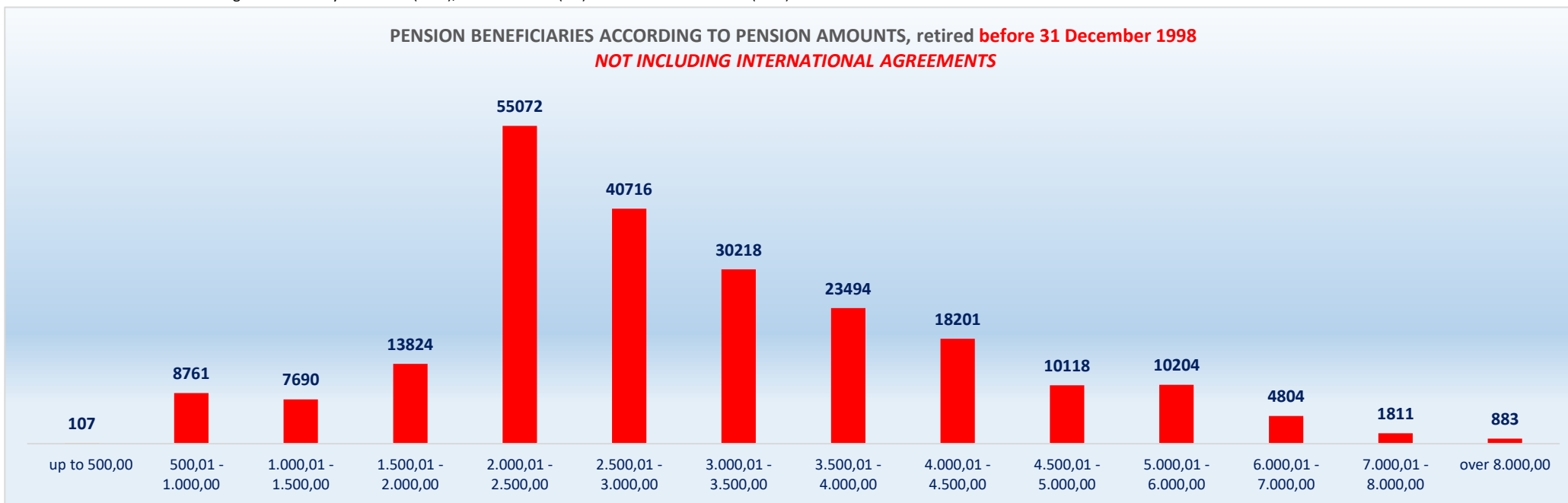
PENSION BENEFICIARIES ACCORDING TO TYPES AND AMOUNTS OF PENSION, retired before 31 December 1998
NOT INCLUDING INTERNATIONAL AGREEMENTS

situation: July 2021 (payment in August 2021)

Pension amounts	Total			Old age pension			Disability pension			Survivor's pension		
	No of beneficiaries	Average pension	Average qualifying period	No of beneficiaries	Average pension	Average qualifying period	Average pension	Average pension	Average qualifying period	No of beneficiaries	Average pension	Average qualifying period
up to 500,00	107	387,37	13 06 18	31	303,23	20 00 25	1	385,99	02 09 12	75	422,16	11 00 01
500,01 - 1.000,00	8761	786,71	15 00 23	6193	785,12	16 04 21	168	802,30	10 02 23	2400	789,71	11 11 28
1.000,01 - 1.500,00	7690	1.268,09	17 00 15	3615	1.266,29	18 04 07	320	1.295,14	10 09 16	3755	1.267,52	16 03 24
1.500,01 - 2.000,00	13824	1.786,54	21 08 26	7927	1.793,95	21 11 19	714	1.796,50	14 02 27	5183	1.773,82	22 05 00
2.000,01 - 2.500,00	55072	2.248,65	24 01 04	35181	2.255,58	24 07 27	3063	2.235,12	13 06 13	16828	2.236,62	24 10 10
2.500,01 - 3.000,00	40716	2.798,57	31 00 04	32216	2.814,02	31 08 09	1831	2.819,67	20 04 03	6669	2.718,17	30 05 01
3.000,01 - 3.500,00	30218	3.240,71	32 03 21	25690	3.243,15	32 07 16	1211	3.224,49	23 00 22	3317	3.227,70	32 09 01
3.500,01 - 4.000,00	23494	3.731,97	33 04 15	20940	3.733,45	33 07 21	819	3.703,48	24 02 15	1735	3.727,53	33 06 14
4.000,01 - 4.500,00	18201	4.225,69	34 05 12	16258	4.227,58	34 07 25	567	4.209,12	26 02 07	1376	4.210,19	34 04 20
4.500,01 - 5.000,00	10118	4.728,22	34 10 20	9324	4.728,55	35 00 12	216	4.718,93	26 06 19	578	4.726,40	35 02 12
5.000,01 - 6.000,00	10204	5.423,33	34 08 09	9466	5.424,96	34 09 05	189	5.399,69	26 00 10	549	5.403,35	36 02 29
6.000,01 - 7.000,00	4804	6.402,79	34 10 00	4537	6.409,46	34 10 28	95	6.396,44	28 02 00	172	6.230,28	36 05 26
7.000,01 - 8.000,00	1811	7.378,55	35 04 17	1764	7.376,83	35 06 00	33	7.494,98	27 09 10	14	7.321,10	38 07 02
over 8.000,00	883	8.523,99	36 00 00	865	8.516,70	36 01 06	16	8.861,13	28 10 05	2	8.979,36	49 10 29
UKUPNO	225903	3.083,24	28 09 11	174007	3.268,88	30 01 10	9243	2.834,85	18 00 29	42653	2.379,73	25 04 24

Number of beneficiaries not including Active Military Personnel (DVO), Police Officers (PO) and Authorised Officials (OSO).

PENSION BENEFICIARIES ACCORDING TO PENSION AMOUNTS, retired before 31 December 1998
NOT INCLUDING INTERNATIONAL AGREEMENTS

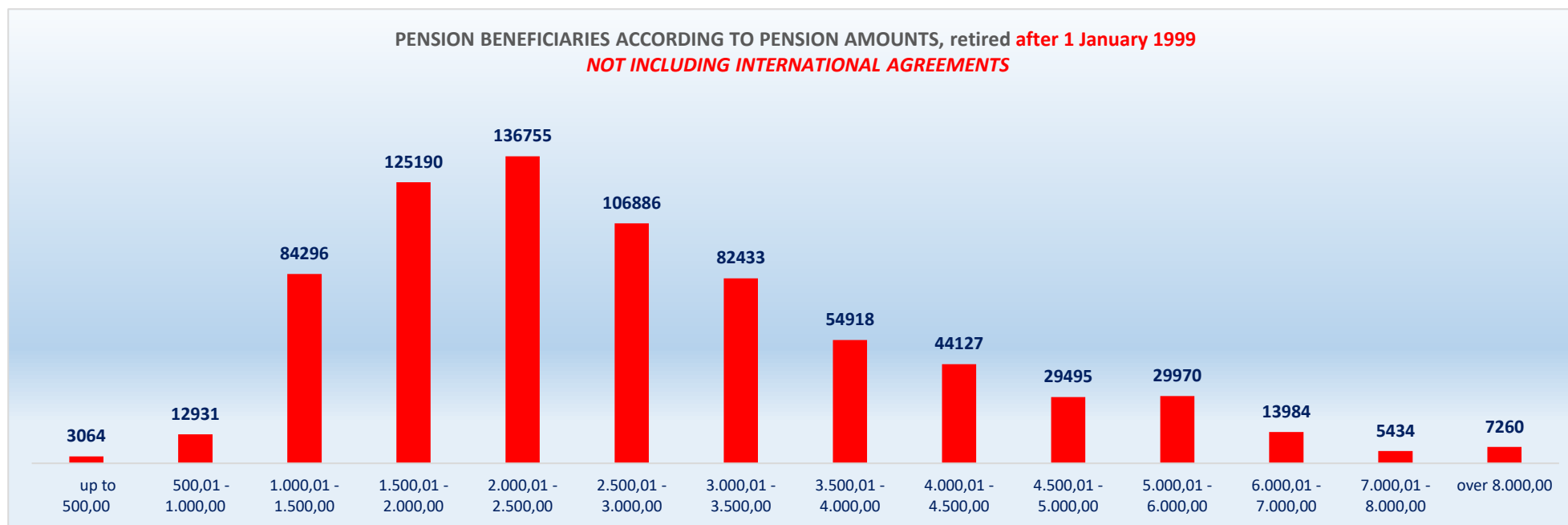


PENSION BENEFICIARIES ACCORDING TO TYPES AND AMOUNTS OF PENSION, retired after 1 January 1999
NOT INCLUDING INTERNATIONAL AGREEMENTS

situation: July 2021 (payment in August 2021)

Pension amounts	Total			Old age pension			Disability pension			Survivor's pension		
	No of beneficiaries	Average pension	Average qualifying period	No of beneficiaries	Average pension	Average qualifying period	Average pension	Average pension	Average qualifying period	No of beneficiaries	Average pension	Average qualifying period
up to 500,00	3064	327,93	14 11 23	843	299,74	16 01 24	1695	342,42	13 06 18	526	326,43	17 09 22
500,01 - 1.000,00	12931	824,67	15 06 19	2550	857,68	16 02 17	3484	803,27	13 04 07	6897	823,29	16 05 11
1.000,01 - 1.500,00	84296	1.245,61	17 07 12	44629	1.253,17	18 00 03	11942	1.276,48	14 07 23	27725	1.220,14	18 03 11
1.500,01 - 2.000,00	125190	1.766,67	25 02 19	74088	1.775,44	25 08 03	26326	1.762,90	20 11 26	24776	1.744,47	28 04 27
2.000,01 - 2.500,00	136755	2.243,78	30 11 09	84909	2.249,41	32 03 14	22471	2.242,28	24 10 23	29375	2.228,64	31 08 02
2.500,01 - 3.000,00	106886	2.749,20	34 03 07	74251	2.754,33	35 05 10	12135	2.748,96	26 05 01	20500	2.730,78	34 08 14
3.000,01 - 3.500,00	82433	3.223,57	35 10 15	62888	3.226,91	36 08 02	7034	3.183,91	27 02 23	12511	3.229,05	36 08 22
3.500,01 - 4.000,00	54918	3.734,45	37 09 20	45461	3.736,59	38 03 27	2370	3.713,96	29 06 27	7087	3.727,56	37 01 22
4.000,01 - 4.500,00	44127	4.234,16	39 01 22	38468	4.236,76	39 06 22	948	4.202,52	30 10 14	4711	4.219,28	37 04 17
4.500,01 - 5.000,00	29495	4.731,39	40 00 24	26588	4.731,98	40 05 00	368	4.725,87	30 11 16	2539	4.726,09	37 08 24
5.000,01 - 6.000,00	29970	5.427,92	40 00 11	26788	5.428,37	40 04 20	407	5.418,04	30 09 13	2775	5.424,97	37 11 18
6.000,01 - 7.000,00	13984	6.409,68	39 10 15	12591	6.415,25	40 00 19	152	6.424,97	29 04 21	1241	6.351,35	39 02 20
7.000,01 - 8.000,00	5434	7.443,02	40 00 07	5096	7.445,48	40 00 03	40	7.395,30	29 09 27	298	7.407,46	41 07 12
over 8.000,00	7260	9.464,27	41 03 14	7079	9.468,04	41 03 27	19	9.474,95	30 05 27	162	9.298,47	41 00 24
UKUPNO	736743	2.846,60	31 02 19	506229	3.117,49	33 04 00	89391	2.118,29	22 04 05	141123	2.336,18	29 03 07

Number of beneficiaries not including Active Military Personnel (DVO), Police Officers (PO) and Authorised Officials (OSO).



BENEFICIARIES WHOSE PENSIONS WERE APPROVED AND/OR DETERMINED UNDER SPECIAL REGULATIONS

situation: July 2021 (payment in August 2021)

No	Type of beneficiary	No of beneficiaries	Average pension	Average qualifying period
0	1	2	3	4
1.	Authorised officials in internal affairs, judicial officers and workers engaged in demining work: a) authorised officials in internal affairs and the judiciary retired according to the regulations in force until entry in force of the Act on the Rights Arising from Pension Insurance of Active Military Personnel (DVO), Police Officers (PO) and Authorised Officials (OSO) b) police officers and authorized officials with special duties and authorizations within the security and intelligence system of the Republic of Croatia who retired according to the Act on the Rights Arising from Pension Insurance of Active Military Personnel, Police Officers and Authorised Officials (DVO, PS and OSO) c) workers engaged in demining work	7925	4.491,89	32 00 06
		8921	4.396,56	35 04 07
		613	4.259,52	31 00 11
2.	Pension beneficiaries entitled under the Fire Services Act (Official Gazette 125/19)*	156	5.114,94	-
3.	Active military personnel - DVO	15892	3.989,87	30 11 02
4.	Croatian Homeland Army veterans mobilised from 1941 to 1945	2929	2.571,22	33 03 25
5.	Former political prisoners	2482	4.047,07	33 03 07
6.	Croatian Veterans from the Homeland War - ZOHBDR (Act on Croatian Homeland War Veterans and Their Family Members)	70814	6.034,41	18 07 22
7.	Pensions approved under general regulations and determined according to the Act on the Rights of Croatian Homeland War Veterans and their Family Members (ZOHBDR), in 2017 (Art. 27, 35, 48 and 49, paragraph 2)	49253	2.882,02	29 04 08
8.	Former Yugoslav People's Army members - JNA	4600	3.345,49	-
9.	Former Yugoslav People's Army members - JNA - Art. 185 of Pension Insurance Act (ZOMO)	159	3.333,69	38 03 04
10.	National Liberation War veterans - NOR	7264	2.983,30	29 06 05
11.	Members of the Croatian Parliament, members of the Government, judges of the Constitutional Court and the Auditor General	688	10.303,15	32 11 24
12.	Members of the Parliamentary Executive Council and administratively retired federal civil servants (relates to the former SFRY)	77	3.526,36	28 08 29
13.	Former officials of federal bodies of the former SFRJ - Article 38 of the Pension Insurance Act (ZOMO)	29	3.837,46	-
14.	Full members of the Croatian Academy of Sciences and Arts - HAZU	133	9.272,77	41 09 09
15.	Miners from the Istrian coal mines "Tupljak" d.d. Labin	247	4.037,62	29 08 13
16.	Workers professionally exposed to asbestos	857	3.266,39	27 08 20
17.	Insurees - crew members on a ship in international and national navigation - Article 129, paragraph 2 of the Maritime Code	198	2.148,21	28 10 22
18.	Members of the Croatian Defence Council - HVO	6772	3.398,71	06 10 12
TOTAL		180009	-	-

* As of June 2020, the Fire Services Act (Official Gazette 125/19) has been in force.

