

KEY INFORMATION ON THE CURRENT STATE OF THE CROATIAN PENSION INSURANCE SYSTEM - May 2022 (payment in June 2022)

Note: All amounts are expressed in the Croatian national currency (HRK). The thousands separator is a point and the decimal separator is a comma.

Type of pension	Number of beneficiaries	Average net pension	Average qualifying period (yy mm dd)	Average age (yy mm)	Not including international agreements					
					Number of beneficiaries	Average net pension	Average qualifying period (yy mm dd)	Average age (yy mm)	Net replacement rate in the Republic of Croatia	Proportion of beneficiaries in total pension beneficiaries according to the Pension Insurance Act
Pension beneficiaries entitled according to the Pension Insurance Act										
Old age pension	492928	2.909,95	31 08 24	74 11	400433	3.388,44	31 08 19	74 11	44,90	41,96
Old age pension for long-term insurees - Art. 35	45246	3.834,41	42 06 00	65 11	39849	4.030,43	42 05 26	65 10	53,40	4,18
Old age pension transformed from disability pension	78532	2.570,17	24 09 09	74 03	67938	2.892,04	24 06 01	74 01	38,32	7,12
Total old age pension	616706	2.934,50	31 07 17	74 02	508220	3.372,42	31 07 03	74 01	44,69	53,25
Early pension	207009	2.813,72	36 00 14	68 08	170858	3.127,06	35 10 11	68 02	41,43	17,90
Early pension because of the employer's bankruptcy - Art. 36	372	3.106,95	35 07 28	63 08	363	3.109,97	35 07 29	63 07	41,21	0,04
Overall old age	824087	2.904,24	32 08 27	72 10	679441	3.310,58	32 08 01	72 07	43,87	71,19
Disability pension	99810	2.191,40	21 10 16	62 07	94270	2.289,88	21 11 14	62 06	30,34	9,88
Survivor's pension	213182	2.183,28	28 06 17	72 08	180707	2.458,62	28 05 07	72 06	32,58	18,93
TOTAL	1137079	2.706,50	31 00 04	71 11	954418	3.048,46	30 09 24	71 07	40,39	
Average old age ZOMO pension with 40 or more years of qualifying period	108015	4.167,75	42 09 24	74 06	85507	4.998,05	42 10 09	73 11	66,23	
Total average ZOMO pension with 40 or more years of the qualifying period	215210	3.781,80	42 04 01	72 05	174021	4.394,14	42 04 12	72 01	58,22	18,23
Beneficiaries of the minimum pension retired according to ZOMO	277283	1.835,19	27 05 24	-	237477	2.010,00	27 02 17	-	26,63	24,88
Beneficiaries of the maximum pension retired according to the Maximum Pension Act	1747	7.653,58	37 05 24	-	1598	8.040,94	37 07 14	-	106,54	0,17

Number of beneficiaries not including Active Military Personnel (DVO), Police Officers (PO) and Authorised Officials (OSO).

Type of pension	Number of beneficiaries	Average net pension	Average qualifying period (yy mm dd)	Average age (yy mm)	Not including international agreements					
					Number of beneficiaries	Average net pension	Average qualifying period (yy mm dd)	Average age (yy mm)	Net replacement rate in the Republic of Croatia	Proportion of NEW beneficiaries in the total of NEW pension beneficiaries according to the Pension Insurance Act
Pension beneficiaries entitled to pension FOR THE FIRST TIME in 2022 according to the Pension Insurance Act - NEW BENEFICIARIES										
Old age pension	9191	2.777,13	32 00 29	64 06	6918	3.436,33	33 03 17	64 04	45,53	40,56
Old age pension for long-term insurees - Art. 35	2787	3.574,29	42 01 09	61 09	2572	3.681,52	42 01 00	61 09	48,78	15,08
Total old age pension	11978	2.962,61	34 03 06	63 11	9490	3.502,79	35 06 11	63 08	46,41	55,64
Early pension	2929	2.936,97	37 04 08	60 03	2583	3.163,40	37 03 09	60 01	41,92	15,14
Early pension because of the employer's bankruptcy - Art. 36	8	3.271,75	38 03 21	59 06	8	3.271,75	38 03 21	59 06	43,35	0,05
Overall old age	14915	2.957,74	34 10 22	63 02	12081	3.430,07	35 11 00	62 11	45,45	70,83
Disability pension	878	2.034,58	24 05 26	55 00	746	2.287,41	24 07 12	54 05	30,31	4,37
Survivor's pension	5182	2.286,73	30 03 23	64 06	4230	2.651,92	30 07 01	63 08	35,14	24,80
TOTAL	20975	2.753,32	33 03 19	63 02	17057	3.187,12	34 00 24	62 09	42,23	

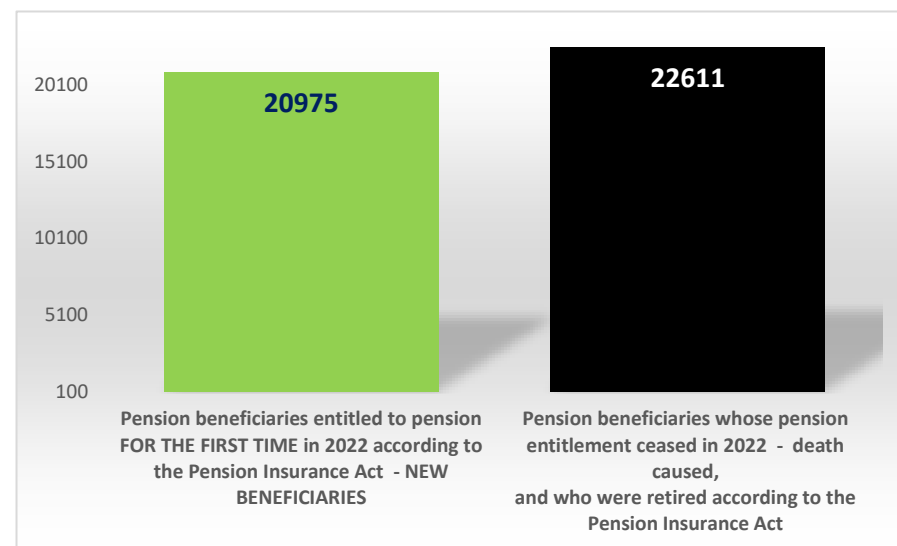
Number of beneficiaries not including pension beneficiaries entitled to pension for the first time and granted an advance payment and the beneficiaries receiving Active Military Personnel (DVO), Police Officers (PO) and Authorised Officials (OSO) pensions.

Type of pension	Number of beneficiaries	Average net pension	Average length of retirement (yy mm)
-----------------	-------------------------	---------------------	--------------------------------------

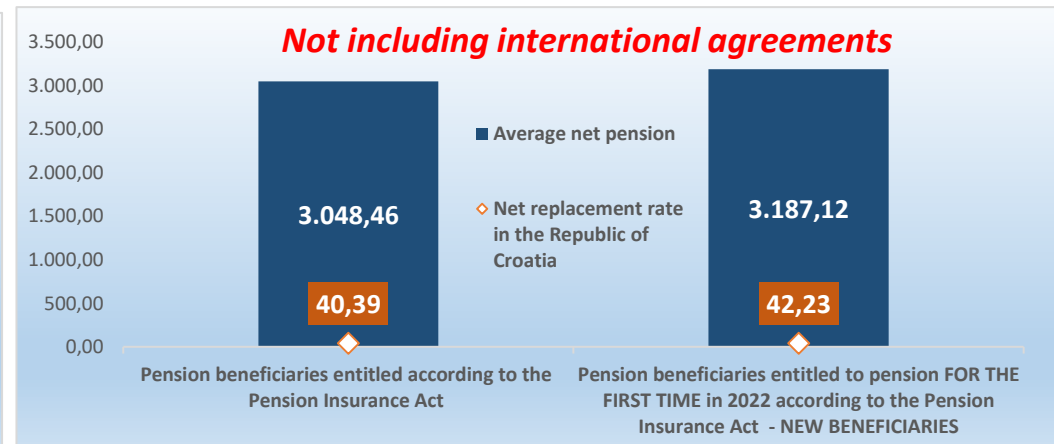
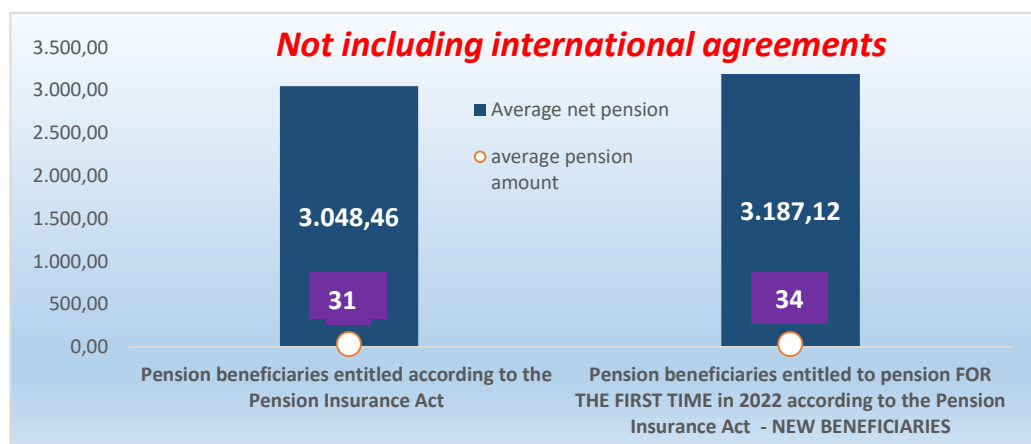
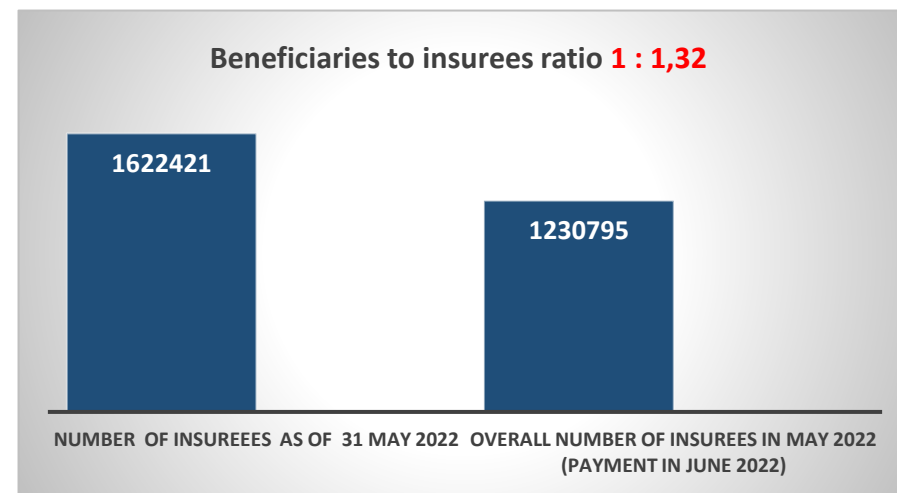
Pension beneficiaries whose pension entitlement ceased in 2022 - death caused, and who were retired according to the Pension Insurance Act

Old age	15208	2.691,20	21 11
Disability	1820	2.381,03	20 03
Survivor's	5583	2.319,73	18 10
TOTAL	22611	2.574,51	-

Number of beneficiaries not including Active Military Personnel (DVO), Police Officers (PO) and Authorised Officials (OSO).



NUMBER of insurees as of 31 May 2022	1622421
OVERALL number of insurees in May 2022 (payment in June 2022)	1230795
Beneficiaries to insurees ratio	1 : 1,32
Average net wage in the Republic of Croatia for April 2022 (source: State Bureau of Statistics)	7.547
Current value of pension (CVP), 1 January 2022	73,13
Minimum value of pension per 1 year of qualifying period, 1 January 2022	73,13
Total pension expenditure in 2022 - in HRK billions (plan)	45,26
Total expenditure for 2022, incl. child benefit - in HRK billions (plan)	47,22

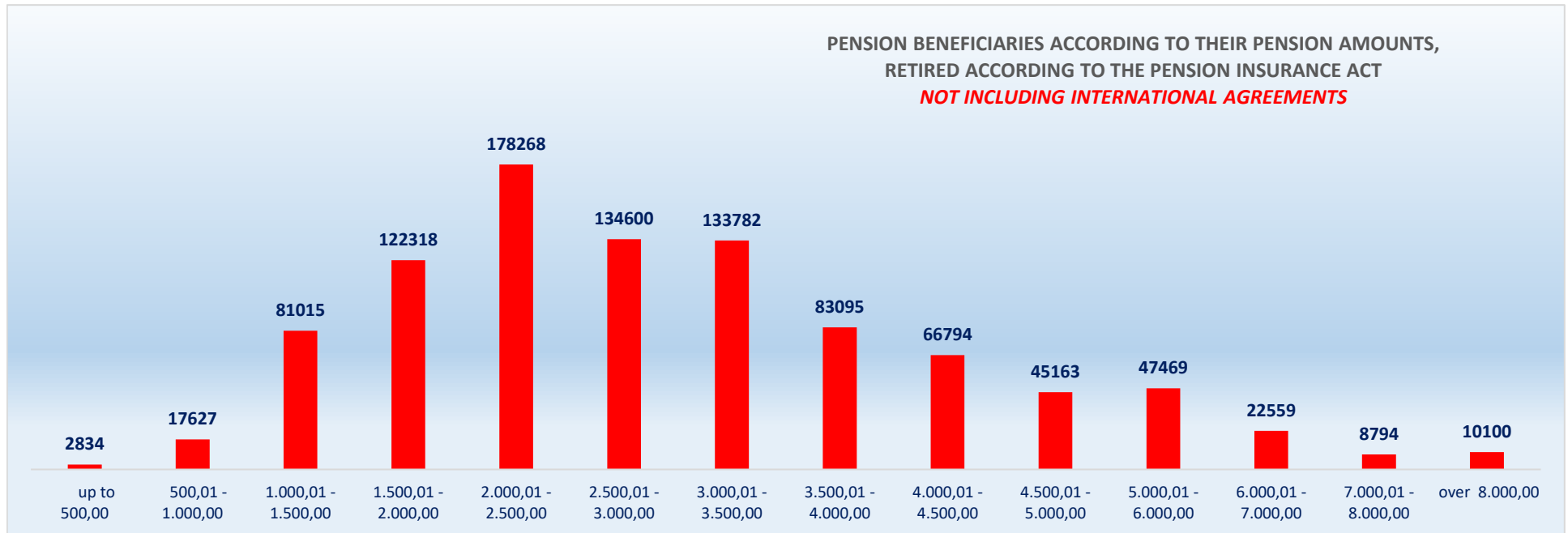


**PENSION BENEFICIARIES ACCORDING TO TYPES AND AMOUNTS OF PENSION, RETIRED ACCORDING TO THE PENSION INSURANCE ACT
NOT INCLUDING INTERNATIONAL AGREEMENTS**

situation: May 2022 (payment in June 2022)

Pension amounts	Total			Old age pension			Disability pension			Survivor's pension		
	No of beneficiaries	Average pension	Average qualifying period	No of beneficiaries	Average pension	Average qualifying period	No of beneficiaries	Average pension	Average qualifying period	No of beneficiaries	Average pension	Average qualifying period
up to 500,00	2834	330,91	14 11 23	875	305,36	16 04 16	1414	347,19	13 01 15	545	329,67	17 07 15
500,01 - 1.000,00	17627	819,31	15 01 03	6647	818,97	16 02 20	3195	815,29	12 11 13	7785	821,25	15 00 14
1.000,01 - 1.500,00	81015	1.260,80	17 00 01	42083	1.270,07	17 05 19	9965	1.287,13	14 01 00	28967	1.238,28	17 03 23
1.500,01 - 2.000,00	122318	1.776,49	23 08 20	70384	1.783,63	23 10 28	24108	1.783,99	19 09 08	27826	1.751,91	26 08 07
2.000,01 - 2.500,00	178268	2.262,51	28 04 15	111422	2.264,51	29 03 27	23864	2.254,77	23 05 18	42982	2.261,62	28 07 27
2.500,01 - 3.000,00	134600	2.736,65	32 11 10	93583	2.741,81	33 10 23	13111	2.709,23	25 08 26	27906	2.732,24	33 01 18
3.000,01 - 3.500,00	133782	3.221,73	34 04 17	104908	3.222,69	35 01 12	11224	3.197,25	25 05 24	17650	3.231,55	35 07 10
3.500,01 - 4.000,00	83095	3.738,92	36 03 05	69413	3.741,56	36 08 00	3747	3.724,91	28 02 16	9935	3.725,82	36 04 19
4.000,01 - 4.500,00	66794	4.237,96	37 06 15	57940	4.239,14	37 10 17	1791	4.224,13	29 03 12	7063	4.231,85	36 08 00
4.500,01 - 5.000,00	45163	4.733,22	38 08 16	40795	4.733,83	39 00 04	743	4.719,84	29 09 19	3625	4.729,06	37 00 14
5.000,01 - 6.000,00	47469	5.425,12	38 10 21	42914	5.424,69	39 01 21	670	5.422,20	29 03 11	3885	5.430,28	37 07 05
6.000,01 - 7.000,00	22559	6.452,40	38 08 10	20440	6.455,55	38 10 17	288	6.451,66	28 09 03	1831	6.417,29	38 02 10
7.000,01 - 8.000,00	8794	7.442,74	38 10 06	8241	7.443,72	38 09 29	96	7.405,00	29 03 02	457	7.432,89	41 02 25
over 8.000,00	10100	9.497,91	40 06 28	9796	9.506,25	40 07 10	54	9.083,15	28 10 21	250	9.260,49	41 10 01
TOTAL	954418	3.048,46	30 09 24	679441	3.310,58	32 08 01	94270	2.289,88	21 11 14	180707	2.458,62	28 05 07

Number of beneficiaries not including Active Military Personnel (DVO), Police Officers (PO) and Authorised Officials (OSO).



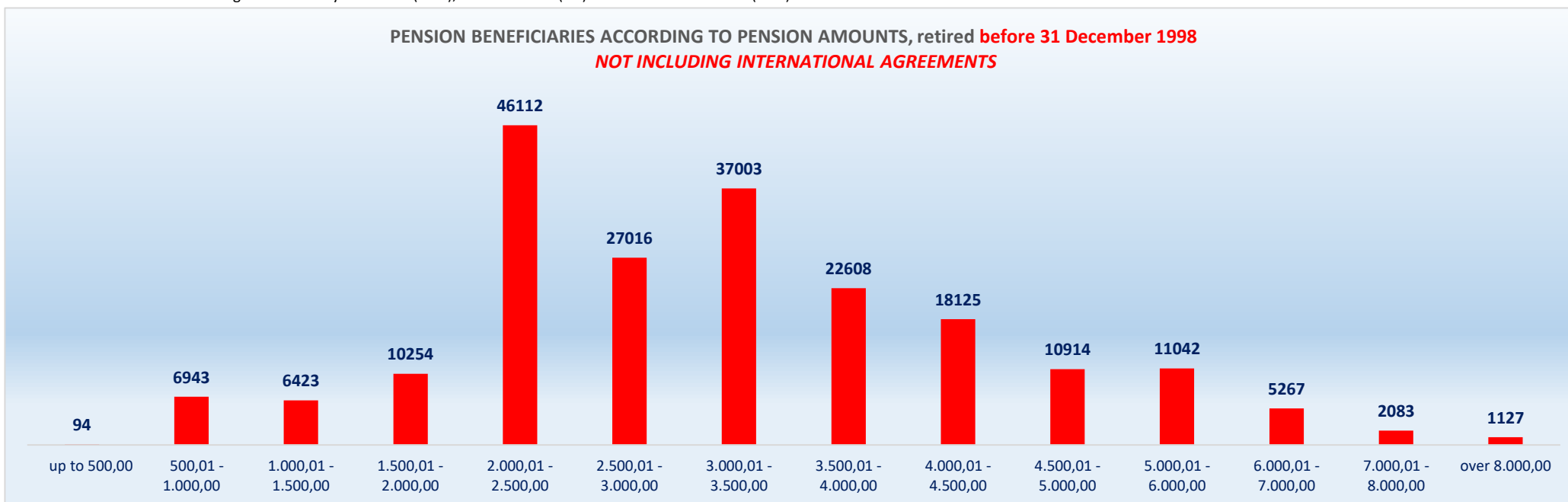
PENSION BENEFICIARIES ACCORDING TO TYPES AND AMOUNTS OF PENSION, retired before 31 December 1998
NOT INCLUDING INTERNATIONAL AGREEMENTS

situation: May 2022 (payment in June 2022)

Pension amounts	Total			Old age pension			Disability pension			Survivor's pension		
	No of beneficiaries	Average pension	Average qualifying period	No of beneficiaries	Average pension	Average qualifying period	Average pension	Average pension	Average qualifying period	No of beneficiaries	Average pension	Average qualifying period
up to 500,00	94	378,99	14 09 22	32	287,31	22 00 02	1	404,35	02 09 12	61	426,67	11 02 19
500,01 - 1.000,00	6943	805,63	14 11 20	4865	807,17	16 03 18	133	824,10	10 03 11	1945	800,54	11 11 06
1.000,01 - 1.500,00	6423	1.262,06	16 05 25	3006	1.252,70	18 00 19	235	1.297,60	10 06 12	3182	1.268,27	15 05 08
1.500,01 - 2.000,00	10254	1.772,49	21 00 02	5678	1.781,69	21 00 17	476	1.762,66	13 05 12	4100	1.760,89	21 09 18
2.000,01 - 2.500,00	46112	2.301,91	23 03 06	28808	2.305,50	23 09 15	2650	2.300,02	12 10 03	14654	2.295,19	24 01 18
2.500,01 - 3.000,00	27016	2.740,46	28 10 07	19563	2.741,76	28 11 21	997	2.752,49	21 03 12	6456	2.734,67	29 07 18
3.000,01 - 3.500,00	37003	3.209,75	32 04 29	31759	3.208,05	33 00 03	1765	3.193,45	20 07 13	3479	3.233,58	32 05 27
3.500,01 - 4.000,00	22608	3.742,84	32 11 11	20034	3.743,86	33 02 08	810	3.748,74	24 01 02	1764	3.728,52	33 02 00
4.000,01 - 4.500,00	18125	4.239,44	34 00 15	16161	4.239,00	34 03 00	548	4.260,70	25 06 09	1416	4.236,14	34 00 10
4.500,01 - 5.000,00	10914	4.727,50	34 07 29	10002	4.727,79	34 10 07	270	4.731,26	26 07 12	642	4.721,36	34 07 02
5.000,01 - 6.000,00	11042	5.423,77	34 07 04	10213	5.424,43	34 08 10	212	5.405,74	25 09 07	617	5.418,96	35 10 05
6.000,01 - 7.000,00	5267	6.456,20	34 06 14	4937	6.459,96	34 07 12	103	6.467,47	27 02 09	227	6.369,25	36 02 20
7.000,01 - 8.000,00	2083	7.436,57	34 11 26	2032	7.435,62	35 00 21	36	7.492,09	28 07 06	15	7.432,66	39 03 26
over 8.000,00	1127	8.703,03	35 10 09	1099	8.698,20	35 11 26	25	8.876,18	28 07 08	3	9.028,52	49 00 26
UKUPNO	205011	3.234,51	28 08 18	158189	3.429,54	30 00 15	8261	2.987,81	18 00 08	38561	2.487,26	25 03 15

Number of beneficiaries not including Active Military Personnel (DVO), Police Officers (PO) and Authorised Officials (OSO).

PENSION BENEFICIARIES ACCORDING TO PENSION AMOUNTS, retired before 31 December 1998
NOT INCLUDING INTERNATIONAL AGREEMENTS

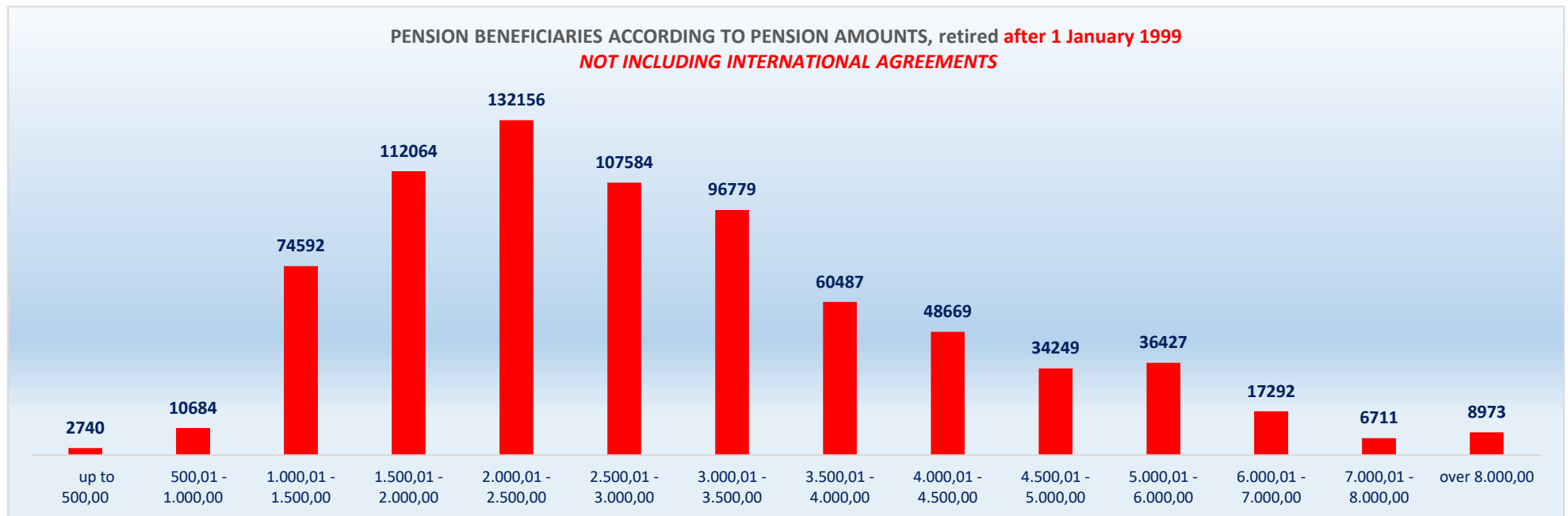


**PENSION BENEFICIARIES ACCORDING TO TYPES AND AMOUNTS OF PENSION, retired after 1 January 1999
NOT INCLUDING INTERNATIONAL AGREEMENTS**

situation: May 2022 (payment in June 2022)

Pension amounts	Total			Old age pension			Disability pension			Survivor's pension		
	No of beneficiaries	Average pension	Average qualifying period	No of beneficiaries	Average pension	Average qualifying period	Average pension	Average pension	Average qualifying period	No of beneficiaries	Average pension	Average qualifying period
up to 500,00	2740	329,26	14 11 25	843	306,04	16 01 25	1413	347,15	13 01 18	484	317,44	18 05 08
500,01 - 1.000,00	10684	828,20	15 02 05	1782	851,18	15 11 27	3062	814,91	13 00 20	5840	828,15	16 01 00
1.000,01 - 1.500,00	74592	1.260,69	17 00 12	39077	1.271,40	17 05 02	9730	1.286,88	14 02 01	25785	1.234,57	17 06 17
1.500,01 - 2.000,00	112064	1.776,85	23 11 22	64706	1.783,80	24 01 25	23632	1.784,42	19 10 24	23726	1.750,36	27 06 11
2.000,01 - 2.500,00	132156	2.248,76	30 02 00	82614	2.250,21	31 03 08	21214	2.249,12	24 09 18	28328	2.244,26	31 00 03
2.500,01 - 3.000,00	107584	2.735,70	33 11 18	74020	2.741,83	35 02 11	12114	2.705,67	26 00 27	21450	2.731,50	34 01 28
3.000,01 - 3.500,00	96779	3.226,30	35 01 15	73149	3.229,05	36 00 15	9459	3.197,95	26 03 19	14171	3.231,05	36 04 07
3.500,01 - 4.000,00	60487	3.737,46	37 05 25	49379	3.740,62	38 00 17	2937	3.718,34	29 00 22	8171	3.725,24	37 00 21
4.000,01 - 4.500,00	48669	4.237,41	38 09 26	41779	4.239,19	39 03 04	1243	4.208,01	30 05 07	5647	4.230,77	37 03 21
4.500,01 - 5.000,00	34249	4.735,04	39 11 26	30793	4.735,79	40 04 03	473	4.713,31	31 03 25	2983	4.730,72	37 06 28
5.000,01 - 6.000,00	36427	5.425,52	40 02 03	32701	5.424,78	40 06 12	458	5.429,82	30 09 19	3268	5.432,42	37 11 08
6.000,01 - 7.000,00	17292	6.451,24	39 11 18	15503	6.454,15	40 02 24	185	6.442,87	29 07 14	1604	6.424,09	38 05 23
7.000,01 - 8.000,00	6711	7.444,65	40 00 17	6209	7.446,38	40 00 21	60	7.352,75	29 07 29	442	7.432,89	41 03 19
over 8.000,00	8973	9.597,75	41 02 00	8697	9.608,37	41 02 09	29	9.261,57	29 01 15	247	9.263,31	41 08 28
UKUPNO	749407	2.997,56	31 04 18	521252	3.274,48	33 05 16	86009	2.222,84	22 03 15	142146	2.450,85	29 03 12

Number of beneficiaries not including Active Military Personnel (DVO), Police Officers (PO) and Authorised Officials (OSO).



BENEFICIARIES WHOSE PENSIONS WERE APPROVED AND/OR DETERMINED UNDER SPECIAL REGULATIONS

situation: May 2022 (payment in June 2022)

No	Type of beneficiary	No of beneficiaries	Average pension	Average qualifying period
0	1	2	3	4
1.	Authorised officials in internal affairs, judicial officers and workers engaged in demining work: a) authorised officials in internal affairs and the judiciary retired according to the regulations in force until entry in force of the Act on the Rights Arising from Pension Insurance of Active Military Personnel (DVO), Police Officers (PO) and Authorised Officials (OSO)	7552	4.701,33	31 11 07
	b) police officers and authorized officials with special duties and authorizations within the security and intelligence system of the Republic of Croatia who retired according to the Act on the Rights Arising from Pension Insurance of Active Military Personnel, Police Officers and Authorised Officials (DVO, PS and OSO)	9133	4.594,97	35 06 29
	c) workers engaged in demining work	632	4.450,10	31 03 08
2.	Pension beneficiaries entitled under the Fire Services Act (Official Gazette 125/19)	267	5.401,74	-
3.	Active military personnel - DVO	15994	4.189,90	31 00 12
4.	Croatian Homeland Army veterans mobilised from 1941 to 1945	2401	2.678,76	33 04 05
5.	Former political prisoners	2296	4.218,95	33 03 07
6.	Croatian Veterans from the Homeland War - ZOHBDR (Act on Croatian Homeland War Veterans and Their Family Members)	70977	6.313,47	18 08 02
7.	Pensions approved under general regulations and determined according to the Act on the Rights of Croatian Homeland War Veterans and their Family Members (ZOHBDR), in 2017 (Art. 27, 35, 48 and 49, paragraph 2)	53837	3.045,23	29 08 26
8.	Former Yugoslav People's Army members - JNA	4165	3.479,52	-
9.	Former Yugoslav People's Army members - JNA - Art. 185 of Pension Insurance Act (ZOMO)	158	3.507,12	38 05 10
10.	National Liberation War veterans - NOR	6111	3.109,01	29 07 02
11.	Members of the Croatian Parliament, members of the Government, judges of the Constitutional Court and the Auditor General	684	10.719,35	32 11 06
12.	Members of the Parliamentary Executive Council and administratively retired federal civil servants (relates to the former SFRY)	71	3.664,40	29 00 26
13.	Former officials of federal bodies o the former SFRJ - Article 38 of the Pension Insurance Act (ZOMO)	22	3.942,77	-
14.	Full members of the Croatian Academy of Sciences and Arts - HAZU	130	9.615,91	41 11 27
15.	Miners from the Istrian coal mines "Tupljak" d.d. Labin	249	4.181,32	29 08 18
16.	Workers professionally exposed to asbestos	840	3.410,04	27 09 16
17.	Insurees - crew members on a ship in international and national navigation - Article 129, paragraph 2 of the Maritime Code	198	2.238,92	28 11 05
18.	Members of the Croatian Defence Council - HVO	6745	3.576,53	06 08 16
TOTAL		182462	-	-

